

**Sauk Valley Community College  
May 24, 2021**

**Action Item 5.5**

**Topic:** 2021-2022 Tentative Budget and Notice of Public Hearing

**Strategic Direction:** Goal 1, Objective 3 – Be operationally efficient in order to maintain a low cost of attendance for students

**Presented By:** Dr. David Hellmich and Kent Sorenson

**Presentation:**

The Fiscal Year 2022 Tentative Budget is enclosed for review. The Fiscal Year 2022 tentative budget will be on public display in the Business Office, the President's Office and the Learning Commons for 30 days. The Board will hold a public hearing over the Fiscal Year 2022 Budget at 6 p.m. on June 28, 2021 at Sauk Valley Community College, 173 IL RT 2, Dixon, IL 61021 in the Riverview Conference Room. The Board will also take final action at the June Board meeting occurring immediately after the aforementioned public hearing.

**Budget Highlights:**

Sauk Valley Community College's Fiscal Year 2022 operating budget presents a \$646,524 deficit. The COVID-19 pandemic created many challenges for the Sauk Valley community, but the College Board of Trustees and Administration remain committed to being a leader in student achievement while expanding access to higher education across the Sauk Valley region. Even with the challenges encountered during Fiscal Year 2021, the College continues to pursue opportunities to better meet the needs of the students and our Sauk Valley community in Fiscal Year 2022. The Fiscal Year 2022 budget deficit is largely attributable to pandemic related enrollment declines experience during Fiscal Year 2021 (est. 5%) and increased payroll (11%) and supply budgets (58%) to overcome pandemic disruptions and better position the College to serve its students in the post-pandemic environment.

Although the budget presents a deficient for Fiscal Year 2022, the Federal stimulus provided through the Higher Education Emergency Relief Fund (HEERF) will help offset that deficit through direct financial resources provided to students enrolled at Sauk (student portion totals \$2,802,961) and also to the assist the College in defraying additional costs incurred related to the pandemic and a transition to online learning (intuitional portion totals \$3,866,622). The College plans to maximize the use of HEERF funding to remediate financial and technological barriers for students who would like to continue their education at Sauk. A financial projection of Fiscal Year 2022 shows the College overcoming the budget deficit, largely attributable to favorable enrollment as a result of the student grant programs and compensation expenditures experiences a slower increase than that reflected in the budget.

The College historically derives its operating revenues from three sources (with budgeted allocations for Fiscal Year 2022):

1. Local government sources (46%);
2. Student tuition and fees (33%); and
3. State of Illinois formula grants provided through the Illinois Community College Board (12%).

For Fiscal Year 2022, Federal HEERF stimulus is providing additional operating resources to overcome lost revenue (6%).

Enrollment figures are not yet finalized for Fiscal Year 2021, but it is estimated that overall credit hours will be down just over 5% from Fiscal Year 2020. Although Fiscal Year 2021 credit hours were down sharply from Fiscal Year 2020, the College has experienced an average credit hour decline of just over 4% since Fiscal Year 2015. The Operating Funds Projection included within this budget assume a slight rebound in enrollment post-pandemic for Fiscal Year 2022 and a lower increase for years subsequent to Fiscal Year 2022.

**Recommendation:**

The administration recommends the Board approve the Fiscal Year 2022 Tentative Budget and notice of a public hearing to occur over the Fiscal Year 2022 Budget at 6 p.m. on June 28, 2021 at Sauk Valley Community College, 173 IL RT 2, Dixon, IL 61021 in the Riverview Conference Room.

## NOTICE OF PUBLIC HEARING

NOTICE IS HEREBY GIVEN BY the Board of Trustees of Sauk Valley Community College District No. 506, in the Counties of Whiteside, Lee, Ogle, Henry, Bureau and Carroll, State of Illinois, that a tentative Budget for said College district for the fiscal year beginning July 1, 2021, will be on file and conveniently available for public inspection at the Office of the President, the Business Office, and the Learning Commons of the College, located at 173 IL RT 2, Dixon, Illinois.

NOTICE IS FURTHER HEREBY GIVEN that a public hearing on this budget will be held at 6:00 p.m. on the 28<sup>th</sup> day of June, 2021, at Sauk Valley Community College, 173 IL RT 2, Dixon, Illinois in this Community College District No. 506.

Dated this 24<sup>th</sup> day of May, 2021.

---

Margaret Tyne, Secretary  
Board of Trustees, Community College  
District No. 506 in the Counties of Whiteside,  
Lee, Ogle, Henry, Bureau, and Carroll,  
State of Illinois

# Budget

Fiscal Year 2022  
SAUK VALLEY COMMUNITY COLLEGE

Sauk Makes it Possible – *You Make it Happen*



**SAUK VALLEY COMMUNITY COLLEGE**

**DISTRICT NO. 506**

**Fiscal Year 2022 Budget**

**Sauk Valley Community College**  
173 Illinois Route 2  
Dixon, Illinois 61021

SAUK VALLEY COMMUNITY COLLEGE DISTRICT NO. 506  
Fiscal Year 2022 Budget

TABLE OF CONTENTS

	<u>Page(s)</u>
Mission and Budget Highlights	1
Fiscal Year 2022 Budget – ALL FUNDS	2
Operating Funds	
Projection	3
Revenue and Expenditure Summary	4
Revenues	5
Expenditures by Program	6
Expenditures by Object	7
Education Fund	
Revenue and Expenditure Summary	8
Revenues	9
Expenditures by Program	10
Expenditures by Object	11
Operations and Maintenance Fund	
Revenue and Expenditure Summary	12
Revenues	13
Expenditures by Object	14
Auxiliary Fund	
Revenue and Expenditure Summary	15
Revenues	16
Expenditures by Object	17
Audit Fund Revenue and Expenditures	18
Liability, Protection and Settlement Fund	
Revenue and Expenditure Summary	19
Revenues	20
Expenditures by Program	20
Expenditures by Object	21
Working Cash Fund Revenue and Expenditure Summary	22
Restricted Purposes Fund	
Revenue and Expenditure Summary	23
Revenues	24
Expenditures by Program	25
Expenditures by Object	26
Operations and Maintenance (Restricted) Fund	
Revenue and Expenditure Summary	27
Revenues	27
Expenditures by Program	28
Expenditures by Object	28
Bond and Interest Fund Revenue and Expenditure Summary	29

SAUK VALLEY COMMUNITY COLLEGE  
Fiscal Year 2022 Budget

Mission

*Sauk Valley Community College is dedicated to teaching and scholarship while engagement the community in lifelong learning, public service, and economic development.*

Budget Highlights

Sauk Valley Community College's Fiscal Year 2022 operating budget presents a \$629,324 deficit (see page 3). The COVID-19 pandemic created many challenges for the Sauk Valley community but the College Board of Trustees and Administration remain committed to being a leader in student achievement while expanding access to higher education across the Sauk Valley region. Even with the challenges encountered during Fiscal Year 2021, the College continues to pursue opportunities to better meet the needs of the students and our Sauk Valley community in Fiscal Year 2022. The Fiscal Year 2022 budget deficit is largely attributable to pandemic related enrollment declines experience during Fiscal Year 2021 (est. 5%) and increased payroll (11%) and supply budgets (58%) to overcome pandemic disruptions and better position the College to serve its students in the post-pandemic environment.

Although the budget presents a deficient for Fiscal Year 2022, the Federal stimulus provided through the Higher Education Emergency Relief Fund (HEERF) will help offset that deficit through direct financial resources provided to students enrolled at Sauk (student portion totals \$2,802,961) and also to the assist the College in defraying additional costs incurred related to the pandemic and a transition to online learning (intuitional portion totals \$3,866,622). The College plans to maximize the use of HEERF funding to remediate financial and technological barriers for students who would like to continue their education at Sauk. A financial projection of Fiscal Year 2022 shows the College overcoming the budget deficit, largely attributable to favorable enrollment as a result of the student grant programs and compensation expenditures experiences a slower increase than that reflected in the budget.

The College historically derives its operating revenues from three sources (with budgeted allocations for Fiscal Year 2022): (1) Local government sources (46%); (2) Student tuition and fees (33%); and (3) State of Illinois formula grants provided through the Illinois Community College Board (12%). For Fiscal Year 2022, Federal HEERF stimulus is providing additional operating resources to overcome lost revenue (6%).

Enrollment figures are not yet finalized or Fiscal Year 2021, but it is estimated that overall credit hours will be down just over 5% from Fiscal Year 2020. Although Fiscal Year 2021 credit hours were down sharply from Fiscal Year 2020, the College has experienced an average credit hour decline of just over 4% since Fiscal Year 2015. The Operating Funds Projection included within this budget assume a slight rebound in enrollment post-pandemic for Fiscal Year 2022 and a lower increase for years subsequent to Fiscal Year 2022.

SAUK VALLEY COMMUNITY COLLEGE  
Fiscal Year 2022 Budget

FISCAL YEAR 2022 BUDGET - ALL FUNDS

	Operating Funds			Audit Fund	Liability, Protection and Settlement Fund	Working Cash Fund	Restricted Purposes Fund	Operations and Maintenance (Restricted) Fund	Bond and Interest Fund	Total
	Education Fund	Operations and Maintenance Fund	Auxiliary Fund							
<b>Revenues:</b>										
Local government sources:										
Property taxes	\$ 5,192,000	\$ 597,000	\$ -	\$ 49,250	\$ 239,000	\$ -	\$ -	\$ 825,000	\$ 1,866,300	\$ 8,768,550
Corporate Personal Property Replacement Tax	440,000	54,000	-	-	-	-	-	-	-	494,000
Other local sources	-	-	-	-	-	-	-	-	-	-
<b>Total local government sources</b>	<b>5,632,000</b>	<b>651,000</b>	<b>-</b>	<b>49,250</b>	<b>239,000</b>	<b>-</b>	<b>-</b>	<b>825,000</b>	<b>1,866,300</b>	<b>9,262,550</b>
Student tuition and fees:										
Tuition	3,447,200	410,000	-	-	-	-	-	-	-	3,857,200
Fees	580,900	-	320,000	-	-	-	-	-	-	900,900
<b>Total student tuition and fees</b>	<b>4,028,100</b>	<b>410,000</b>	<b>320,000</b>	<b>-</b>	<b>-</b>	<b>-</b>	<b>-</b>	<b>-</b>	<b>-</b>	<b>4,758,100</b>
State governmental sources	1,511,000	168,000	-	-	-	-	754,205	-	-	2,433,205
State of Illinois on-behalf revenue	-	-	-	-	-	-	5,500,000	-	-	5,500,000
Federal governmental sources	750,805	72,225	195,626	-	-	-	10,206,315	-	-	11,224,971
Sales and services	113,500	15,000	359,585	-	-	-	-	-	-	488,085
Investment income	50,000	-	1,000	500	45,000	30,000	-	50,000	10,000	186,500
Other revenues	22,300	10,000	2,525,500	-	-	-	138,510	60,000	-	2,756,310
<b>Total revenue</b>	<b>12,107,705</b>	<b>1,326,225</b>	<b>3,401,711</b>	<b>49,750</b>	<b>284,000</b>	<b>30,000</b>	<b>16,599,030</b>	<b>935,000</b>	<b>1,876,300</b>	<b>36,609,721</b>
<b>Expenditures:</b>										
Instruction	5,297,163	-	-	-	-	-	319,250	-	-	5,616,413
Academic support	1,147,744	-	-	-	-	-	-	-	-	1,147,744
Student services	1,743,019	-	-	-	-	-	1,164,086	-	-	2,907,105
Public services and continuing education	399,660	-	-	-	-	-	468,077	-	-	867,737
Research	-	-	-	-	-	-	-	-	-	-
Auxiliary enterprises	-	-	3,468,036	-	8,000	-	-	-	-	3,476,036
Operations and maintenance	-	1,428,985	-	-	259,887	-	-	-	-	1,688,872
Institutional support	5,191,440	-	-	47,000	883,966	-	9,040,000	5,000,000	1,866,650	22,029,056
Scholarships, grants and waivers	762,500	-	-	-	-	-	5,603,417	-	-	6,365,917
Provision for contingency	-	-	-	-	-	-	-	-	-	-
<b>Total expenditures</b>	<b>14,541,526</b>	<b>1,428,985</b>	<b>3,468,036</b>	<b>47,000</b>	<b>1,151,853</b>	<b>-</b>	<b>16,594,830</b>	<b>5,000,000</b>	<b>1,866,650</b>	<b>44,098,880</b>
<b>Excess (deficiency) of revenues over expenditures</b>	<b>(2,433,821)</b>	<b>(102,760)</b>	<b>(66,325)</b>	<b>2,750</b>	<b>(867,853)</b>	<b>30,000</b>	<b>4,200</b>	<b>(4,065,000)</b>	<b>9,650</b>	<b>(7,489,159)</b>
<b>Other financing sources (uses):</b>										
Transfers in	-	29,389	96,575	-	-	30,000	47,891	-	-	203,855
Transfers out	(62,189)	-	(93,775)	-	-	-	(47,891)	-	-	(203,855)
Debt proceeds	-	-	-	-	-	-	-	-	-	-
Debt principal retirements	-	-	-	-	-	-	-	-	-	-
Indirect cost recovery	-	-	-	-	-	-	-	-	-	-
Indirect cost expense	-	-	-	-	-	-	(4,200)	-	-	(4,200)
<b>Total other financing sources (uses)</b>	<b>(62,189)</b>	<b>29,389</b>	<b>2,800</b>	<b>-</b>	<b>-</b>	<b>30,000</b>	<b>(4,200)</b>	<b>-</b>	<b>-</b>	<b>(4,200)</b>
<b>Excess (deficiency) of revenues and other financing sources over expenditures and other financing uses</b>	<b>(2,496,010)</b>	<b>(73,371)</b>	<b>(63,525)</b>	<b>2,750</b>	<b>(867,853)</b>	<b>60,000</b>	<b>-</b>	<b>(4,065,000)</b>	<b>9,650</b>	<b>(7,493,359)</b>
<b>Fund balance</b>										
Beginning (estimated)	10,463,104	73,371	323,758	7,597	2,861,881	2,373,879	-	6,677,175	921,966	23,702,731
Ending (estimated)	\$ 7,967,094	\$ (0)	\$ 260,233	\$ 10,347	\$ 1,994,028	\$ 2,433,879	\$ -	\$ 2,612,175	\$ 931,616	\$ 16,209,372



SAUK VALLEY COMMUNITY COLLEGE  
Fiscal Year 2022 Budget

**Operating Funds Projection**  
Fiscal Years 2018 through 2025

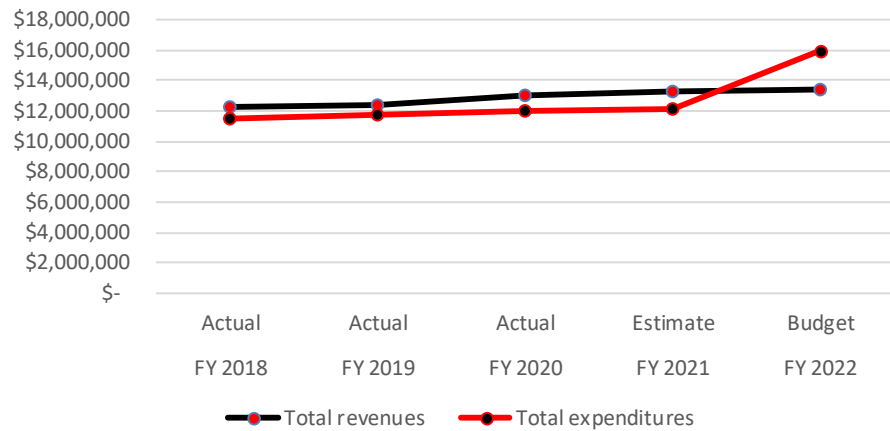
	FY 2018 Actual	FY 2019 Actual	FY 2020 Actual	FY 2021 Estimate	FY 2022 Budget	FY 2022 Projection	FY 2023 Projection	FY 2024 Projection	FY 2025 Projection
<b>Revenues:</b>									
Local government sources:									
Property taxes	\$ 4,983,871	\$ 5,086,674	\$ 5,266,996	\$ 5,574,930	\$ 5,789,000	\$ 5,832,000	\$ 5,977,000	\$ 6,082,000	\$ 6,173,000
CPPRT	413,679	460,342	497,760	597,312	494,000	500,000	507,500	515,113	522,839
Other local sources	-	-	-	1,686	-	-	-	-	-
<b>Total local government sources</b>	<b>5,397,550</b>	<b>5,547,016</b>	<b>5,764,756</b>	<b>6,172,242</b>	<b>6,283,000</b>	<b>6,332,000</b>	<b>6,484,500</b>	<b>6,597,113</b>	<b>6,695,839</b>
Student tuition and fees:									
Tuition	4,374,906	4,360,227	4,558,442	3,775,000	3,857,200	4,081,194	4,282,612	4,490,453	4,704,895
Fees	583,430	530,084	521,535	500,000	580,900	525,000	535,500	546,210	557,134
<b>Total student tuition and fees</b>	<b>4,958,336</b>	<b>4,890,311</b>	<b>5,079,977</b>	<b>4,275,000</b>	<b>4,438,100</b>	<b>4,606,194</b>	<b>4,818,112</b>	<b>5,036,663</b>	<b>5,262,029</b>
State governmental sources	1,553,170	1,574,050	1,758,668	1,675,338	1,679,000	1,675,000	1,675,000	1,675,000	1,675,000
Federal governmental sources	1,194	4,855	795	805,000	823,030	823,030	-	-	-
Sales and services	165,613	182,602	153,601	162,000	128,500	175,000	177,625	180,289	182,994
Investment income	48,980	92,013	99,303	31,000	50,000	50,000	75,000	75,000	75,000
Other revenues	68,988	131,393	91,298	85,000	32,300	105,000	105,000	105,000	105,000
<b>Total revenue</b>	<b>12,193,831</b>	<b>12,422,240</b>	<b>12,948,398</b>	<b>13,205,580</b>	<b>13,433,930</b>	<b>13,766,224</b>	<b>13,335,237</b>	<b>13,669,065</b>	<b>13,995,862</b>
<b>Expenditures:</b>									
Salaries and wages	7,370,287	7,414,968	7,740,173	8,077,000	8,942,021	8,540,270	8,762,445	8,991,833	9,216,629
Employee benefits	1,383,627	1,581,724	1,716,399	1,775,000	2,042,947	1,957,500	2,070,900	2,236,572	2,415,498
Contractual services	827,601	852,738	733,859	600,000	722,685	750,000	580,000	850,000	850,000
Supplies	519,599	565,178	593,612	550,000	816,352	608,250	617,374	626,634	636,034
Conference and travel	77,879	130,591	104,298	50,000	160,474	75,000	80,000	85,000	90,000
Fixed charges	28,736	40,491	42,314	-	-	-	-	-	-
Utilities	336,783	359,668	334,620	331,000	335,900	330,000	315,000	315,000	315,000
Capital outlay	4,000	11,511	22,520	30,000	5,000	30,000	-	-	-
Other expenditures	868,613	746,357	746,573	700,000	713,075	753,375	787,654	823,492	860,961
Provision for contingency	-	-	-	-	292,000	-	-	-	-
<b>Total expenditures</b>	<b>11,417,125</b>	<b>11,703,226</b>	<b>12,034,368</b>	<b>12,113,000</b>	<b>14,030,454</b>	<b>13,044,395</b>	<b>13,213,373</b>	<b>13,928,531</b>	<b>14,384,122</b>
<b>Excess (deficiency) of revenues over expenditures</b>	<b>776,706</b>	<b>719,014</b>	<b>914,030</b>	<b>1,092,580</b>	<b>(596,524)</b>	<b>721,829</b>	<b>121,864</b>	<b>(259,466)</b>	<b>(388,260)</b>
<b>Other financing sources (uses):</b>									
Transfers in	16,427	65,504	42	-	29,389	-	-	-	-
Transfers out	(51,462)	(98,732)	(53,305)	(82,483)	(62,189)	(30,000)	(80,000)	(90,000)	(100,000)
Indirect cost recovery	-	-	3,715	43,113	-	50,000	10,000	10,000	10,000
<b>Total other financing sources (uses)</b>	<b>(35,035)</b>	<b>(33,228)</b>	<b>(49,548)</b>	<b>(39,370)</b>	<b>(32,800)</b>	<b>20,000</b>	<b>(70,000)</b>	<b>(80,000)</b>	<b>(90,000)</b>
<b>Excess (deficiency) of revenues and financing sources over expenditures and other financing uses</b>	<b>741,671</b>	<b>685,786</b>	<b>864,482</b>	<b>1,053,210</b>	<b>(629,324)</b>	<b>741,829</b>	<b>51,864</b>	<b>(339,466)</b>	<b>(478,260)</b>
Challenge grant transfer to SVC Foundation	-	-	-	-	(1,940,057.00)	(1,940,057.00)	-	-	-
<b>Fund balance</b>									
<b>Beginning</b>	<b>7,191,326</b>	<b>7,932,997</b>	<b>8,618,783</b>	<b>9,483,265</b>	<b>10,536,475</b>	<b>10,536,475</b>	<b>9,338,247</b>	<b>9,390,111</b>	<b>9,050,645</b>
<b>Ending</b>	<b>\$ 7,932,997</b>	<b>\$ 8,618,783</b>	<b>\$ 9,483,265</b>	<b>\$ 10,536,475</b>	<b>\$ 7,967,094</b>	<b>\$ 9,338,247</b>	<b>\$ 9,390,111</b>	<b>\$ 9,050,645</b>	<b>\$ 8,572,385</b>
<b>Fund Balance to Expenditures</b>	<b>69.27%</b>	<b>73.44%</b>	<b>78.48%</b>	<b>86.70%</b>	<b>56.65%</b>	<b>71.70%</b>	<b>70.69%</b>	<b>64.61%</b>	<b>59.23%</b>

SAUK VALLEY COMMUNITY COLLEGE  
Fiscal Year 2022 Budget

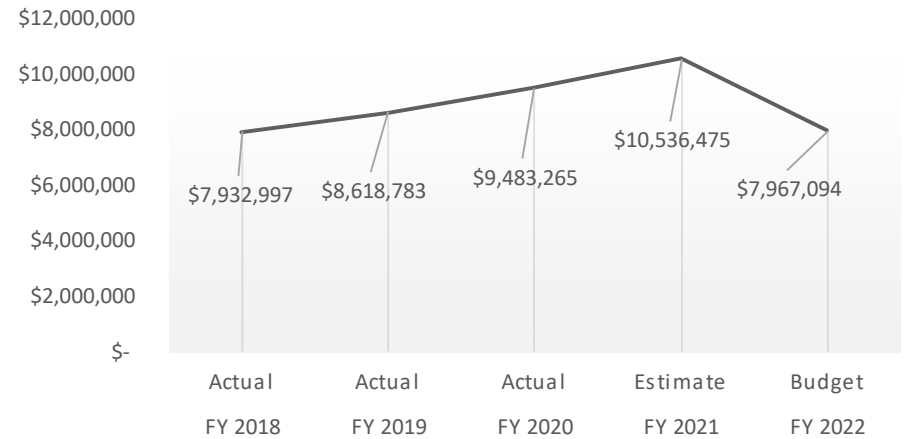
**Operating Funds Revenue and Expenditure Summary**  
Fiscal Years 2018 through 2022

	FY 2018 Actual	FY 2019 Actual	FY 2020 Actual	FY 2021 Estimate	FY 2022 Budget
Total revenue	\$ 12,193,831	\$ 12,422,240	\$ 12,948,398	\$ 13,205,580	\$ 13,433,930
Total expenditures	11,417,125	11,703,226	12,034,368	12,113,000	15,970,511
Excess (deficiency) of revenues over expenditures	776,706	719,014	914,030	1,092,580	(2,536,581)
Other financing sources (uses):					
Transfers in	16,427	65,504	42	-	29,389
Transfers out	(51,462)	(98,732)	(53,305)	(82,483)	(62,189)
Debt proceeds	-	-	-	-	-
Debt principal retirements	-	-	-	-	-
Interest	-	-	-	-	-
Indirect cost recovery	-	-	3,715	43,113	-
Indirect cost expense	-	-	-	-	-
Total other financing sources (uses)	(35,035)	(33,228)	(49,548)	(39,370)	(32,800)
Excess (deficiency) of revenues and other financing sources over expenditures and other financing uses	741,671	685,786	864,482	1,053,210	(2,569,381)
Fund balance					
Beginning	7,191,326	7,932,997	8,618,783	9,483,265	10,536,475
Ending	\$ 7,932,997	\$ 8,618,783	\$ 9,483,265	\$ 10,536,475	\$ 7,967,094

**Revenues and Expenditures Trend**



**Fund Balance Trend**

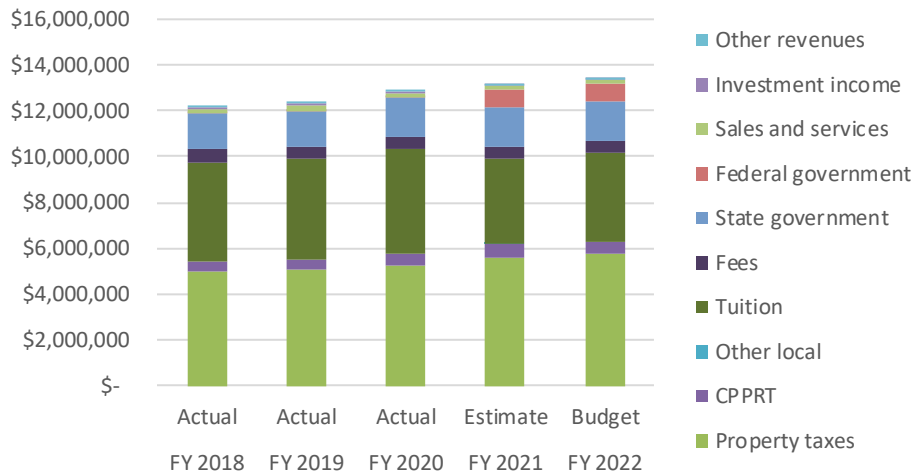


SAUK VALLEY COMMUNITY COLLEGE  
Fiscal Year 2022 Budget

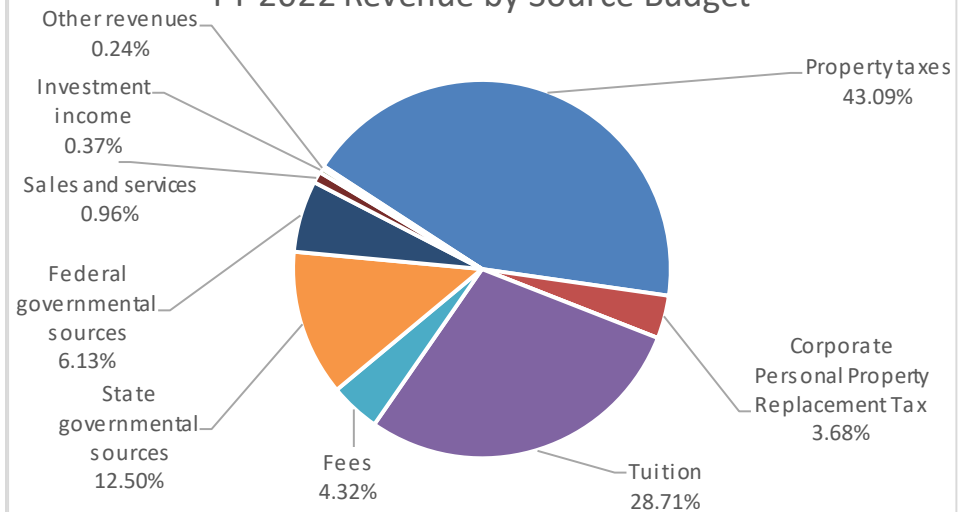
**Operating Fund Revenues**  
Fiscal Years 2018 through 2022

	FY 2018 Actual	FY 2019 Actual	FY 2020 Actual	FY 2021 Estimate	FY 2022 Budget
<b>Revenues:</b>					
Local government sources:					
Property taxes	\$ 4,983,871	\$ 5,086,674	\$ 5,266,996	\$ 5,574,930	\$ 5,789,000
Corporate Personal Property Replacement Tax	413,679	460,342	497,760	597,312	494,000
Other local sources	-	-	-	1,686	-
<b>Total local government sources</b>	<b>5,397,550</b>	<b>5,547,016</b>	<b>5,764,756</b>	<b>6,172,242</b>	<b>6,283,000</b>
Student tuition and fees:					
Tuition	4,374,906	4,360,227	4,558,442	3,775,000	3,857,200
Fees	583,430	530,084	521,535	500,000	580,900
<b>Total student tuition and fees</b>	<b>4,958,336</b>	<b>4,890,311</b>	<b>5,079,977</b>	<b>4,275,000</b>	<b>4,438,100</b>
State governmental sources	1,553,170	1,574,050	1,758,668	1,675,338	1,679,000
Federal governmental sources	1,194	4,855	795	805,000	823,030
Sales and services	165,613	182,602	153,601	162,000	128,500
Investment income	48,980	92,013	99,303	31,000	50,000
Other revenues	68,988	131,393	91,298	85,000	32,300
<b>Total revenue</b>	<b>\$ 12,193,831</b>	<b>\$ 12,422,240</b>	<b>\$ 12,948,398</b>	<b>\$ 13,205,580</b>	<b>\$ 13,433,930</b>

Revenue by Source Trend



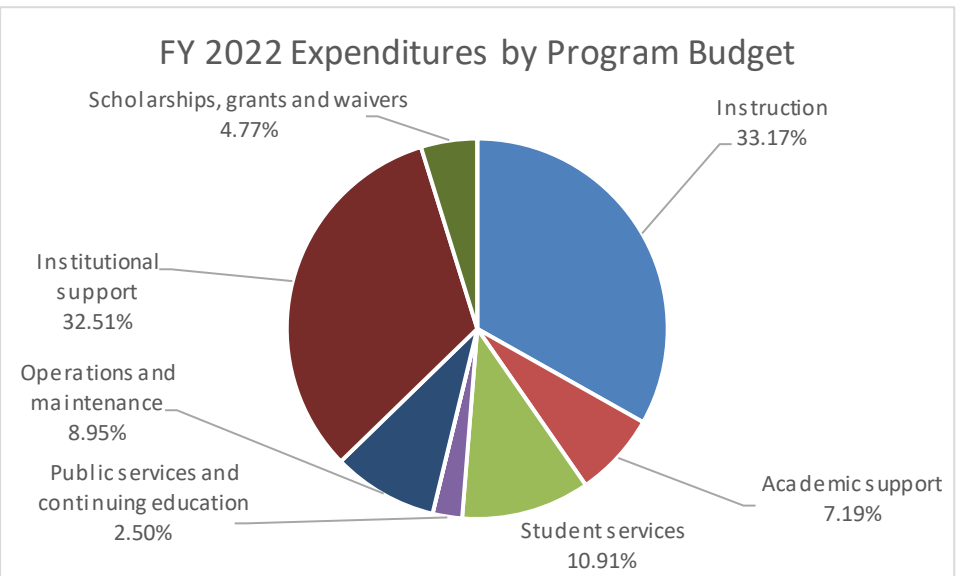
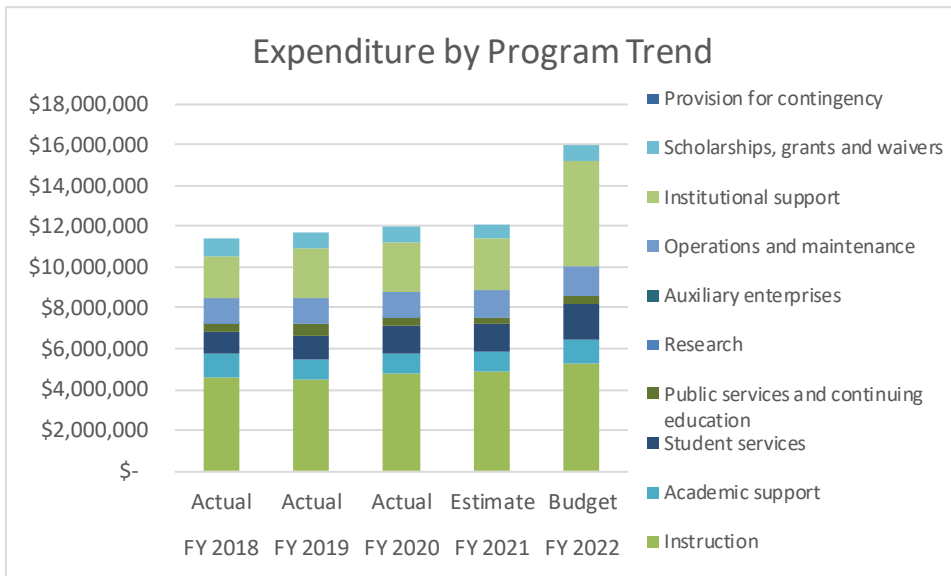
FY 2022 Revenue by Source Budget



SAUK VALLEY COMMUNITY COLLEGE  
Fiscal Year 2022 Budget

**Operatings Fund Expenditures by Program  
Fiscal Years 2018 through 2022**

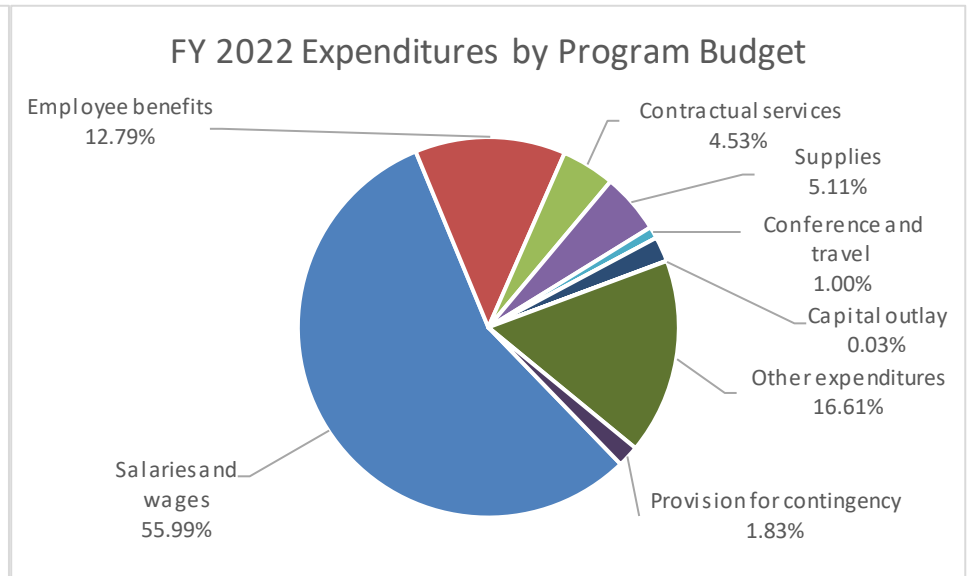
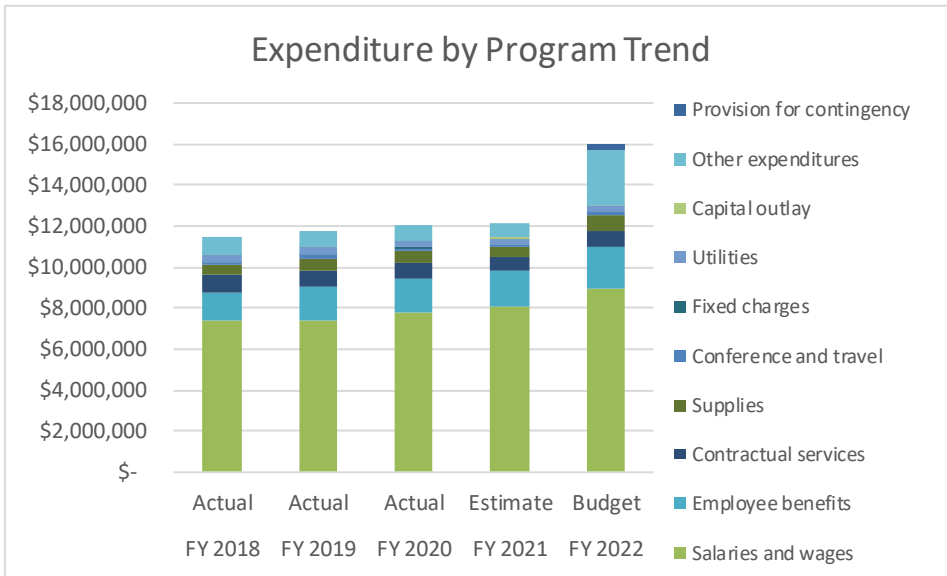
	FY 2018 Actual	FY 2019 Actual	FY 2020 Actual	FY 2021 Estimate	FY 2022 Budget
<b>Expenditures:</b>					
Instruction	\$ 4,553,109	\$ 4,520,604	\$ 4,807,821	\$ 4,850,000	\$ 5,297,163
Academic support	1,176,493	957,436	981,805	1,000,000	1,147,744
Student services	1,077,184	1,202,881	1,284,125	1,400,000	1,743,019
Public services and continuing education	415,739	517,671	398,336	300,000	399,660
Research	-	-	-	-	-
Auxiliary enterprises	22,001	-	1,838	-	-
Operations and maintenance	1,226,615	1,291,309	1,324,760	1,295,000	1,428,985
Institutional support	2,046,072	2,445,442	2,451,061	2,568,000	5,191,440
Scholarships, grants and waivers	899,912	767,883	784,622	700,000	762,500
Provision for contingency	-	-	-	-	-
<b>Total expenditures</b>	<b>\$ 11,417,125</b>	<b>\$ 11,703,226</b>	<b>\$ 12,034,368</b>	<b>\$ 12,113,000</b>	<b>\$ 15,970,511</b>



SAUK VALLEY COMMUNITY COLLEGE  
Fiscal Year 2022 Budget

**Operating Fund Expenditures by Object  
Fiscal Years 2018 through 2022**

	FY 2018 Actual	FY 2019 Actual	FY 2020 Actual	FY 2021 Estimate	FY 2022 Budget
<b>Expenditures:</b>					
Salaries and wages	\$ 7,370,287	\$ 7,414,968	\$ 7,740,173	\$ 8,077,000	\$ 8,942,021
Employee benefits	1,383,627	1,581,724	1,716,399	1,775,000	2,042,947
Contractual services	827,601	852,738	733,859	600,000	722,685
Supplies	519,599	565,178	593,612	550,000	816,352
Conference and travel	77,879	130,591	104,298	50,000	160,474
Fixed charges	28,736	40,491	42,314	-	-
Utilities	336,783	359,668	334,620	331,000	335,900
Capital outlay	4,000	11,511	22,520	30,000	5,000
Other expenditures	868,613	746,357	746,573	700,000	2,653,132
Provision for contingency	-	-	-	-	292,000
<b>Total expenditures</b>	<b>\$ 11,417,125</b>	<b>\$ 11,703,226</b>	<b>\$ 12,034,368</b>	<b>\$ 12,113,000</b>	<b>\$ 15,970,511</b>

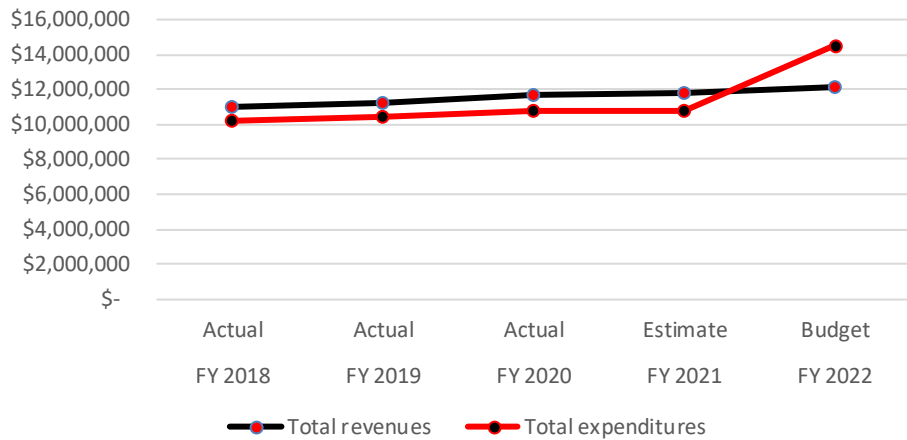


SAUK VALLEY COMMUNITY COLLEGE  
Fiscal Year 2022 Budget

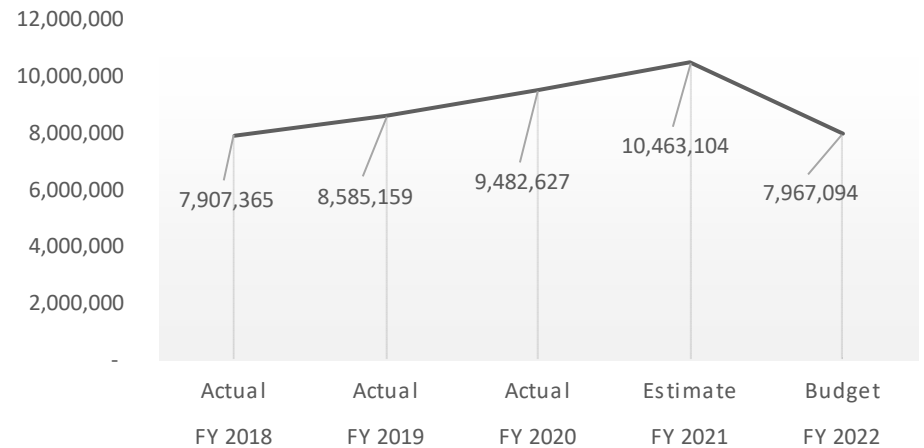
**Education Fund Revenue and Expenditure Summary**  
Fiscal Years 2018 through 2022

	FY 2018 Actual	FY 2019 Actual	FY 2020 Actual	FY 2021 Estimate	FY 2022 Budget
Total revenue	\$ 10,979,790	\$ 11,184,788	\$ 11,653,888	\$ 11,837,847	\$ 12,107,705
Total expenditures	10,190,510	10,411,917	10,727,187	10,818,000	14,541,526
Excess (deficiency) of revenues over expenditures	789,280	772,871	926,701	1,019,847	(2,433,821)
Other financing sources (uses):					
Transfers in	-	-	42	-	-
Transfers out	(47,608)	(95,077)	(32,990)	(82,483)	(62,189)
Debt proceeds	-	-	-	-	-
Debt principal retirements	-	-	-	-	-
Interest	-	-	-	-	-
Indirect cost recovery	-	-	3,715	43,113	-
Indirect cost expense	-	-	-	-	-
Total other financing sources (uses)	(47,608)	(95,077)	(29,233)	(39,370)	(62,189)
Excess (deficiency) of revenues and other financing sources over expenditures and other financing uses	741,672	677,794	897,468	980,477	(2,496,010)
Fund balance					
Beginning	7,165,693	7,907,365	8,585,159	9,482,627	10,463,104
Ending	7,907,365	8,585,159	9,482,627	10,463,104	7,967,094

Revenues and Expenditures Trend



Fund Balance Trend

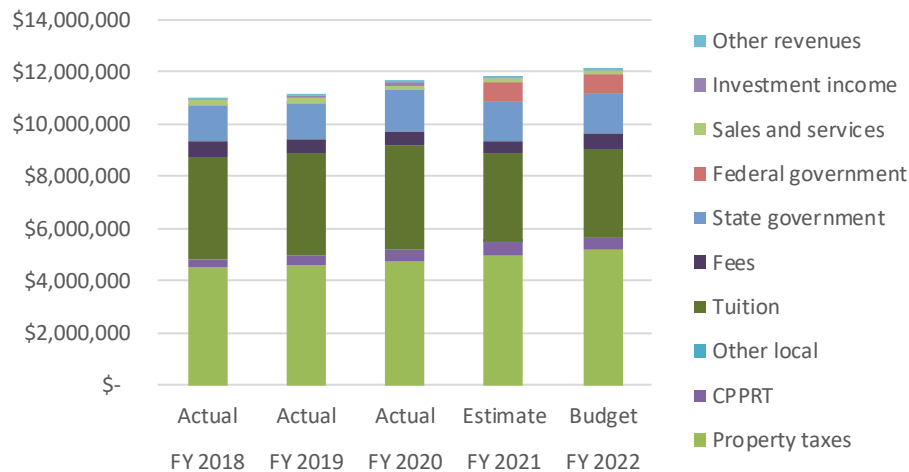


SAUK VALLEY COMMUNITY COLLEGE  
Fiscal Year 2022 Budget

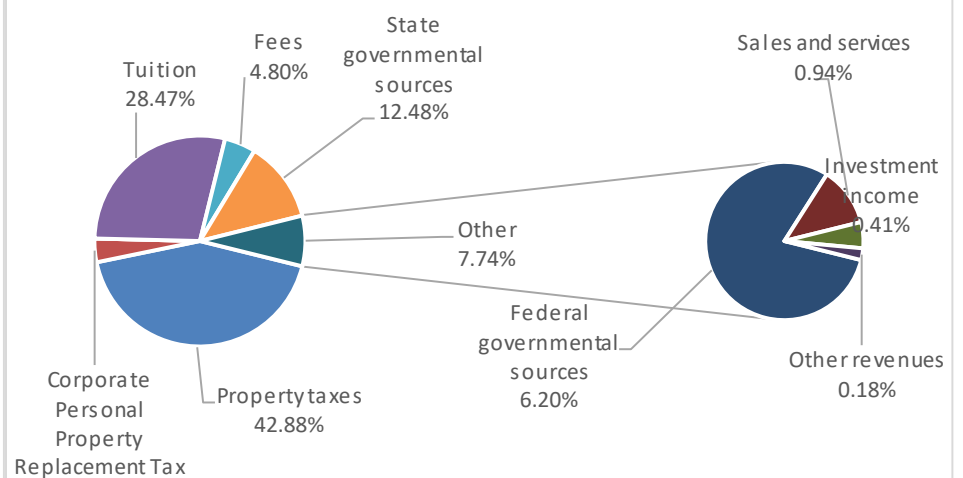
**Education Fund Revenues**  
Fiscal Years 2018 through 2022

	FY 2018 Actual	FY 2019 Actual	FY 2020 Actual	FY 2021 Estimate	FY 2022 Budget
<b>Revenues:</b>					
Local government sources:					
Property taxes	\$ 4,482,087	\$ 4,567,733	\$ 4,723,814	\$ 5,000,000	\$ 5,192,000
Corporate Personal Property Replacement Tax	368,174	409,704	443,007	531,608	440,000
Other local sources	-	-	-	1,686	-
<b>Total local government sources</b>	<b>4,850,261</b>	<b>4,977,437</b>	<b>5,166,821</b>	<b>5,531,608</b>	<b>5,632,000</b>
Student tuition and fees:					
Tuition	3,901,375	3,887,457	4,060,657	3,350,000	3,447,200
Fees	583,430	530,084	521,535	500,000	580,900
<b>Total student tuition and fees</b>	<b>4,484,805</b>	<b>4,417,541</b>	<b>4,582,192</b>	<b>3,850,000</b>	<b>4,028,100</b>
State governmental sources	1,398,570	1,415,179	1,580,728	1,506,239	1,511,000
Federal governmental sources	1,194	4,855	795	730,000	750,805
Sales and services	165,613	182,602	153,601	150,000	113,500
Investment income	48,352	91,394	97,662	30,000	50,000
Other revenues	30,995	95,780	72,089	40,000	22,300
<b>Total revenue</b>	<b>\$ 10,979,790</b>	<b>\$ 11,184,788</b>	<b>\$ 11,653,888</b>	<b>\$ 11,837,847</b>	<b>\$ 12,107,705</b>

Revenue by Source Trend



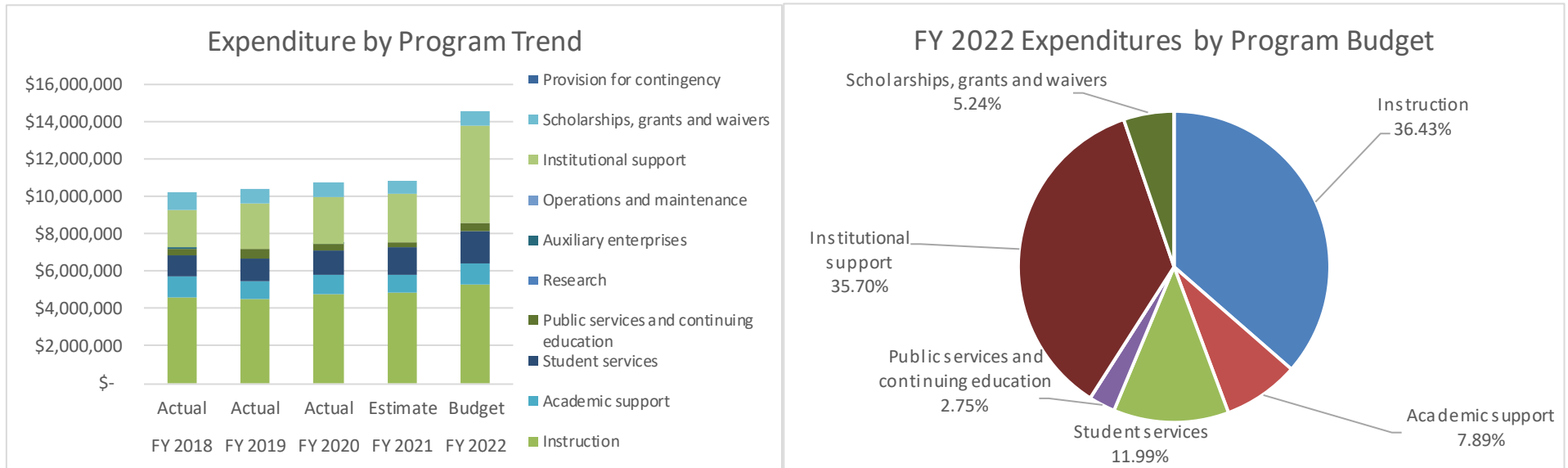
FY 2022 Revenue by Source Budget



SAUK VALLEY COMMUNITY COLLEGE  
Fiscal Year 2022 Budget

**Education Fund Expenditures by Program  
Fiscal Years 2018 through 2022**

	FY 2018 Actual	FY 2019 Actual	FY 2020 Actual	FY 2021 Estimate	FY 2022 Budget
<b>Expenditures:</b>					
Instruction	\$ 4,553,109	\$ 4,520,604	\$ 4,807,821	\$ 4,850,000	\$ 5,297,163
Academic support	1,176,493	957,436	981,805	1,000,000	1,147,744
Student services	1,077,184	1,202,881	1,284,125	1,400,000	1,743,019
Public services and continuing education	415,739	517,671	398,336	300,000	399,660
Research	-	-	-	-	-
Auxiliary enterprises	22,001	-	1,838	-	-
Operations and maintenance	-	-	17,579	-	-
Institutional support	2,046,072	2,445,442	2,451,061	2,568,000	5,191,440
Scholarships, grants and waivers	899,912	767,883	784,622	700,000	762,500
Provision for contingency	-	-	-	-	-
<b>Total expenditures</b>	<b>\$ 10,190,510</b>	<b>\$ 10,411,917</b>	<b>\$ 10,727,187</b>	<b>\$ 10,818,000</b>	<b>\$ 14,541,526</b>

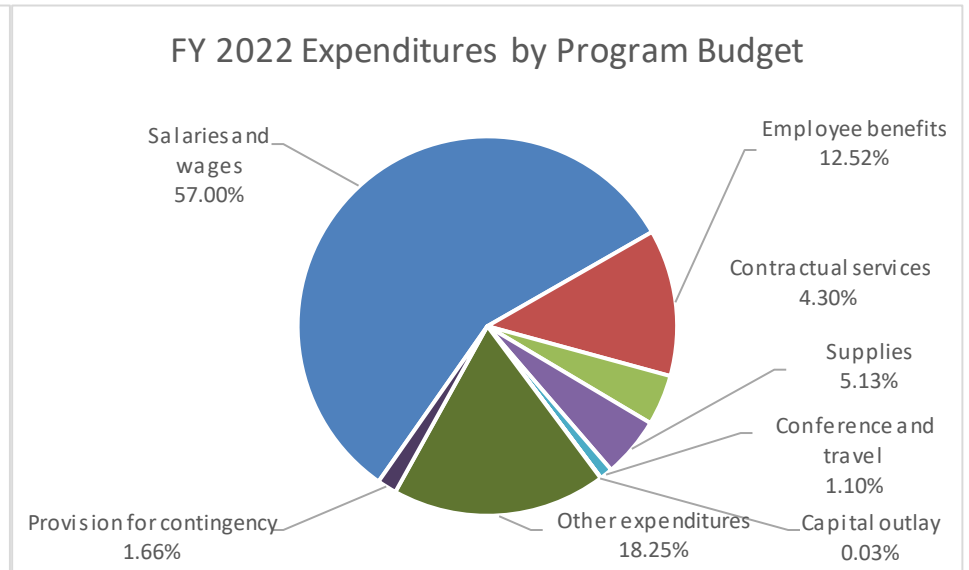
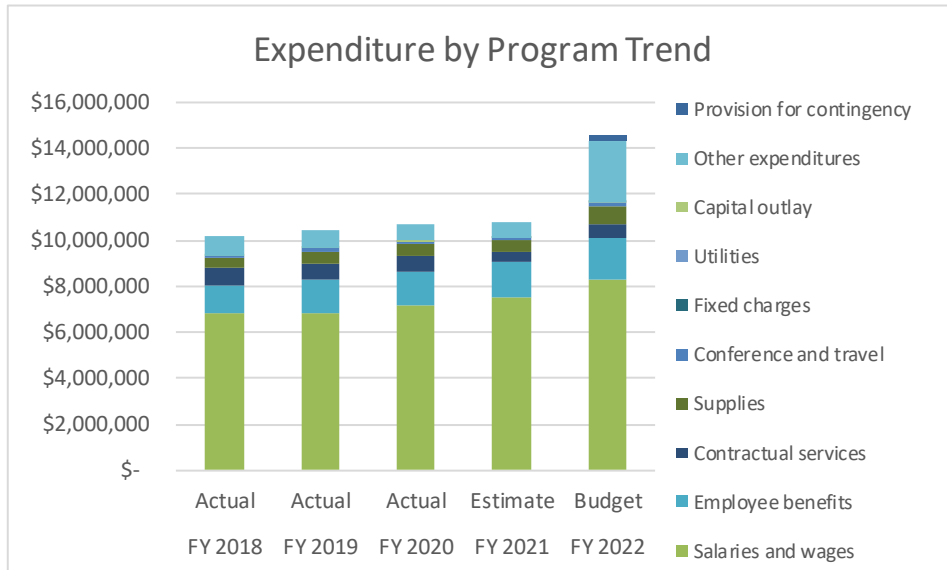




SAUK VALLEY COMMUNITY COLLEGE  
Fiscal Year 2022 Budget

**Education Fund Expenditures by Object  
Fiscal Years 2018 through 2022**

	FY 2018 Actual	FY 2019 Actual	FY 2020 Actual	FY 2021 Estimate	FY 2022 Budget
<b>Expenditures:</b>					
Salaries and wages	\$ 6,837,513	\$ 6,864,298	\$ 7,154,054	\$ 7,482,000	\$ 8,288,983
Employee benefits	1,200,723	1,397,377	1,504,508	1,555,000	1,821,290
Contractual services	739,108	754,328	661,410	500,000	624,685
Supplies	463,057	513,411	538,491	500,000	746,302
Conference and travel	77,496	129,565	104,298	50,000	159,534
Fixed charges	-	-	-	-	-
Utilities	-	-	240	1,000	600
Capital outlay	4,000	11,511	22,520	30,000	5,000
Other expenditures	868,613	741,427	741,666	700,000	2,653,132
Provision for contingency	-	-	-	-	242,000
<b>Total expenditures</b>	<b>\$ 10,190,510</b>	<b>\$ 10,411,917</b>	<b>\$ 10,727,187</b>	<b>\$ 10,818,000</b>	<b>\$ 14,541,526</b>

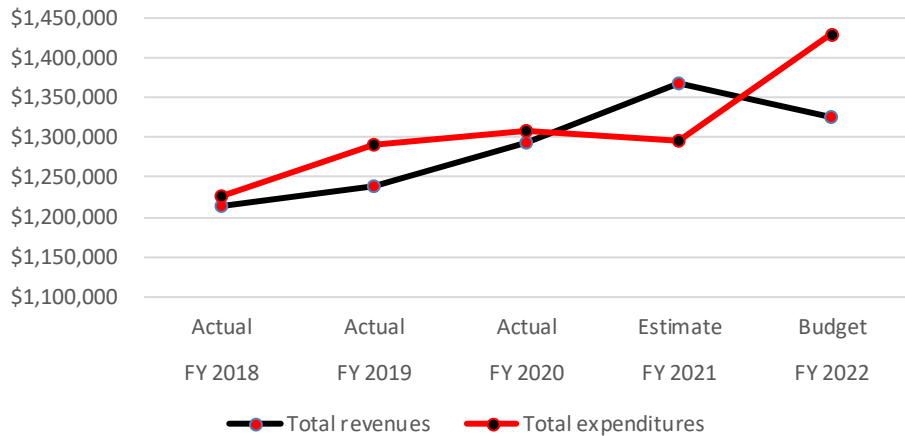


SAUK VALLEY COMMUNITY COLLEGE  
Fiscal Year 2022 Budget

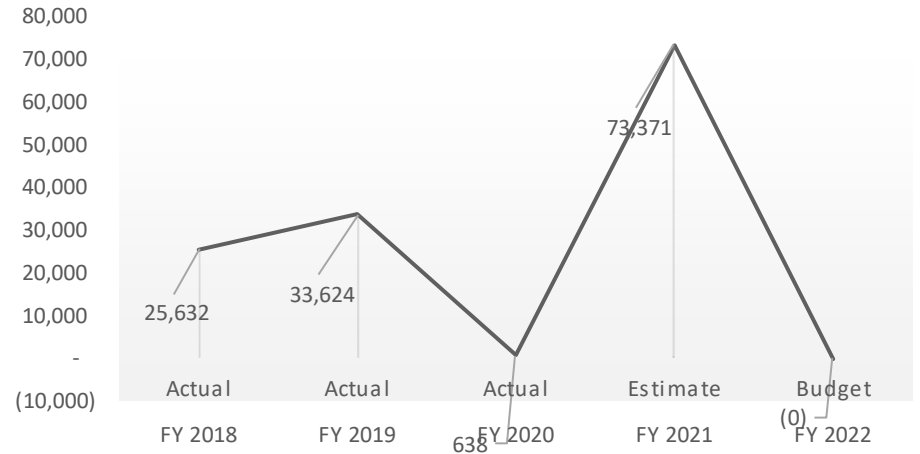
**Operations and Maintenance Fund Revenue and Expenditure Summary**  
Fiscal Years 2018 through 2022

	FY 2018 Actual	FY 2019 Actual	FY 2020 Actual	FY 2021 Estimate	FY 2022 Budget
Total revenue	\$ 1,214,041	\$ 1,237,452	\$ 1,294,510	\$ 1,367,733	\$ 1,326,225
Total expenditures	1,226,615	1,291,309	1,307,181	1,295,000	1,428,985
Excess (deficiency) of revenues over expenditures	(12,574)	(53,857)	(12,671)	72,733	(102,760)
Other financing sources (uses):					
Transfers in	16,427	65,504	-	-	29,389
Transfers out	(3,854)	(3,655)	(20,315)	-	-
Debt proceeds	-	-	-	-	-
Debt principal retirements	-	-	-	-	-
Interest	-	-	-	-	-
Indirect cost recovery	-	-	-	-	-
Indirect cost expense	-	-	-	-	-
Total other financing sources (uses)	12,573	61,849	(20,315)	-	29,389
Excess (deficiency) of revenues and other financing sources over expenditures and other financing uses	(1)	7,992	(32,986)	72,733	(73,371)
Fund balance					
Beginning	25,633	25,632	33,624	638	73,371
Ending	25,632	33,624	638	73,371	(0)

Revenues and Expenditures Trend



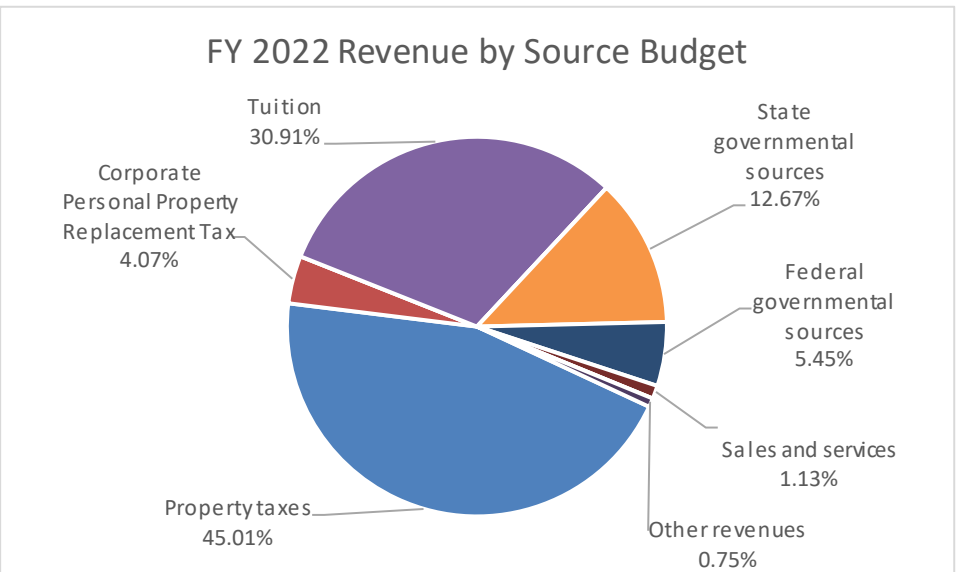
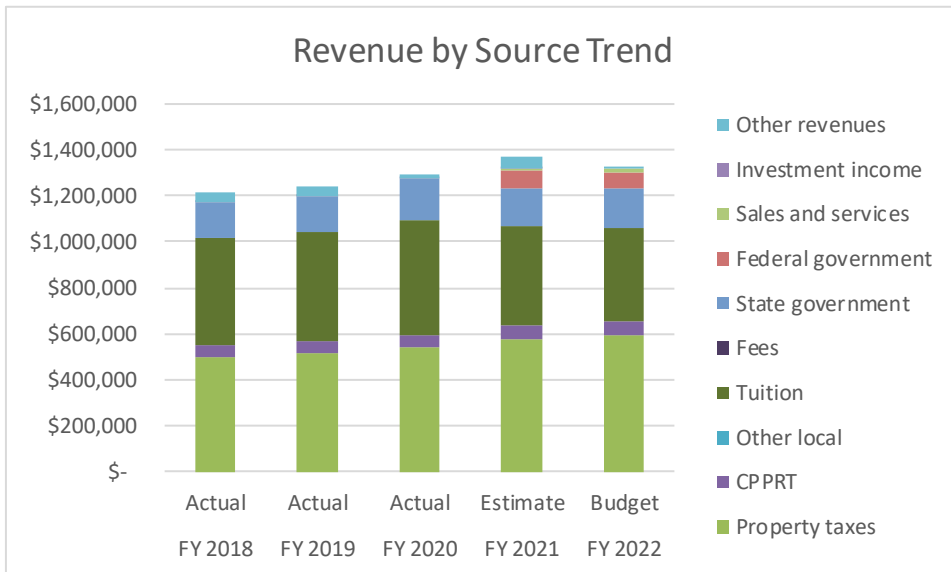
Fund Balance Trend



SAUK VALLEY COMMUNITY COLLEGE  
Fiscal Year 2022 Budget

**Operations and Maintenance Fund Revenues**  
Fiscal Years 2018 through 2022

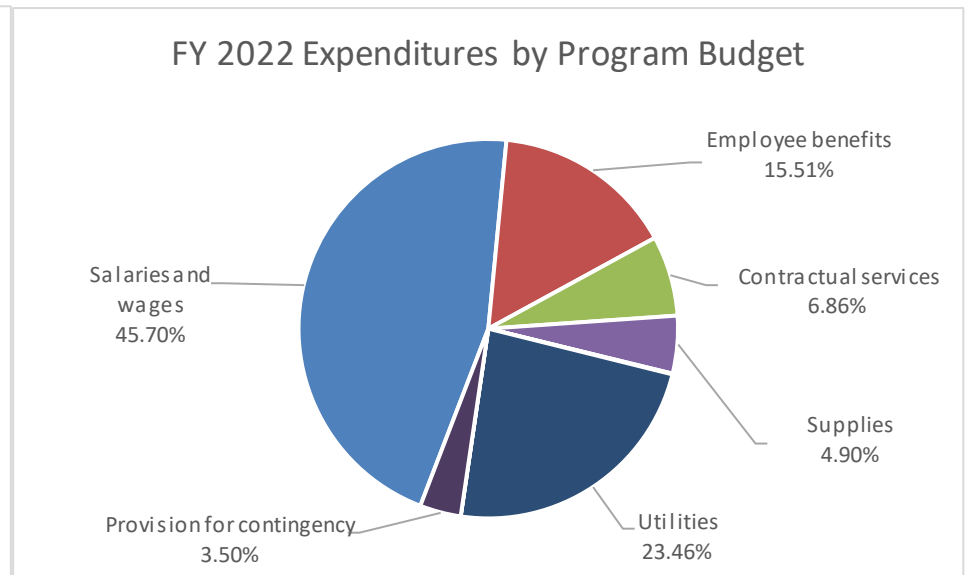
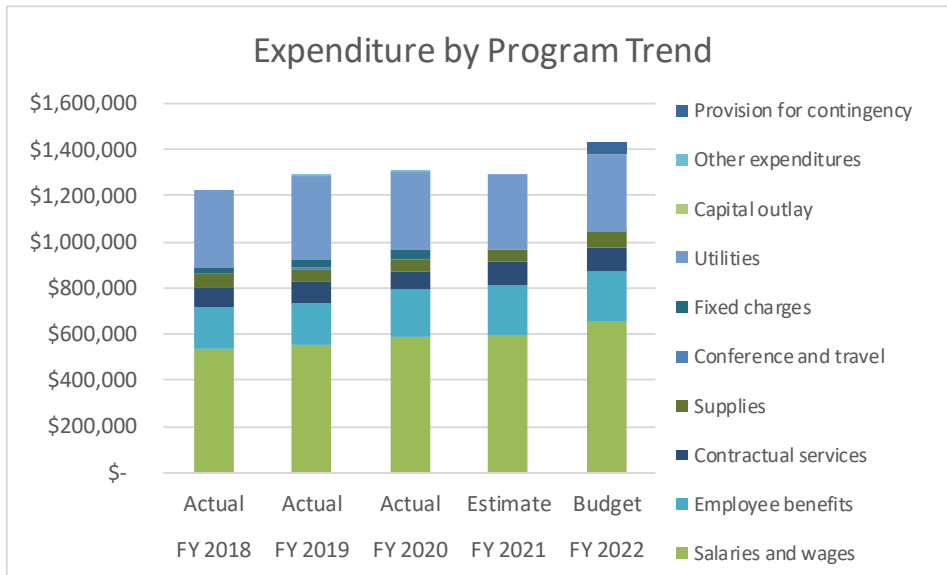
	FY 2018 Actual	FY 2019 Actual	FY 2020 Actual	FY 2021 Estimate	FY 2022 Budget
<b>Revenues:</b>					
Local government sources:					
Property taxes	\$ 501,784	\$ 518,941	\$ 543,182	\$ 574,930	\$ 597,000
Corporate Personal Property Replacement Tax	45,505	50,638	54,753	65,704	54,000
Other local sources	-	-	-	-	-
<b>Total local government sources</b>	<b>547,289</b>	<b>569,579</b>	<b>597,935</b>	<b>640,634</b>	<b>651,000</b>
Student tuition and fees:					
Tuition	473,531	472,770	497,785	425,000	410,000
Fees	-	-	-	-	-
<b>Total student tuition and fees</b>	<b>473,531</b>	<b>472,770</b>	<b>497,785</b>	<b>425,000</b>	<b>410,000</b>
State governmental sources	154,600	158,871	177,940	169,099	168,000
Federal governmental sources	-	-	-	75,000	72,225
Sales and services	-	-	-	12,000	15,000
Investment income	628	619	1,641	1,000	-
Other revenues	37,993	35,613	19,209	45,000	10,000
<b>Total revenue</b>	<b>\$ 1,214,041</b>	<b>\$ 1,237,452</b>	<b>\$ 1,294,510</b>	<b>\$ 1,367,733</b>	<b>\$ 1,326,225</b>



SAUK VALLEY COMMUNITY COLLEGE  
Fiscal Year 2022 Budget

**Operations and Maintenance Fund Expenditures by Object  
Fiscal Years 2018 through 2022**

	FY 2018 Actual	FY 2019 Actual	FY 2020 Actual	FY 2021 Estimate	FY 2022 Budget
<b>Expenditures:</b>					
Salaries and wages	\$ 532,774	\$ 550,670	\$ 586,119	\$ 595,000	\$ 653,038
Employee benefits	182,904	184,347	211,891	220,000	221,657
Contractual services	88,493	98,410	72,449	100,000	98,000
Supplies	56,542	51,767	55,121	50,000	70,050
Conference and travel	383	1,026	-	-	940
Fixed charges	28,736	40,491	42,314	-	-
Utilities	336,783	359,668	334,380	330,000	335,300
Capital outlay	-	-	-	-	-
Other expenditures	-	4,930	4,907	-	-
Provision for contingency	-	-	-	-	50,000
<b>Total expenditures</b>	<b>\$ 1,226,615</b>	<b>\$ 1,291,309</b>	<b>\$ 1,307,181</b>	<b>\$ 1,295,000</b>	<b>\$ 1,428,985</b>

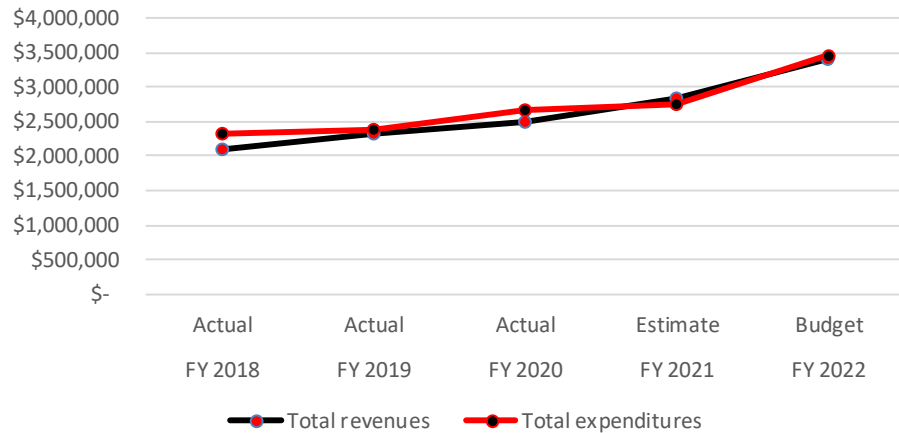


SAUK VALLEY COMMUNITY COLLEGE  
Fiscal Year 2022 Budget

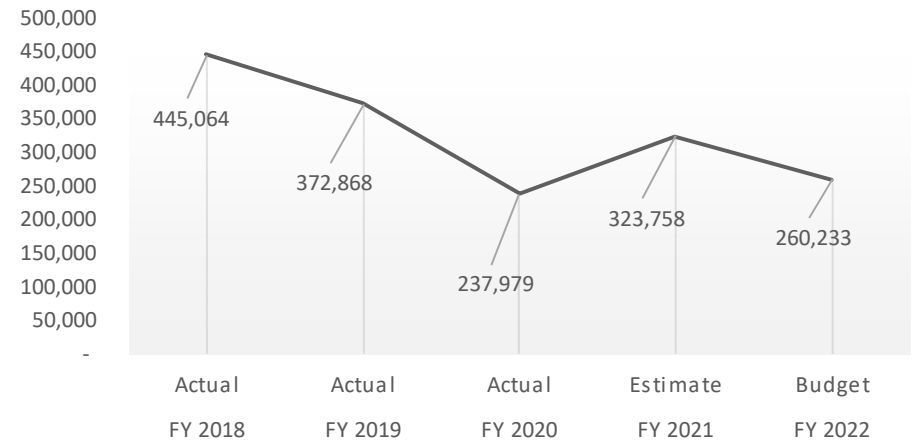
**Auxiliary Fund Revenue and Expenditure Summary**  
Fiscal Years 2018 through 2022

	FY 2018	FY 2019	FY 2020	FY 2021	FY 2022
	Actual	Actual	Actual	Estimate	Budget
Total revenue	\$ 2,098,585	\$ 2,313,395	\$ 2,497,314	\$ 2,832,801	\$ 3,401,711
Total expenditures	2,314,172	2,385,591	2,652,518	2,747,022	3,468,036
Excess (deficiency) of revenues over expenditures	(215,587)	(72,196)	(155,204)	85,779	(66,325)
Other financing sources (uses):					
Transfers in	2,150	70,195	66,038	-	96,575
Transfers out	(2,150)	(70,195)	(45,723)	-	(93,775)
Debt proceeds	-	-	-	-	-
Debt principal retirements	-	-	-	-	-
Interest	-	-	-	-	-
Indirect cost recovery	-	-	-	-	-
Indirect cost expense	-	-	-	-	-
Total other financing sources (uses)	-	-	20,315	-	2,800
Excess (deficiency) of revenues and other financing sources over expenditures and other financing uses	(215,587)	(72,196)	(134,889)	85,779	(63,525)
Fund balance					
Beginning	660,651	445,064	372,868	237,979	323,758
Ending	445,064	372,868	237,979	323,758	260,233

Revenues and Expenditures Trend



Fund Balance Trend

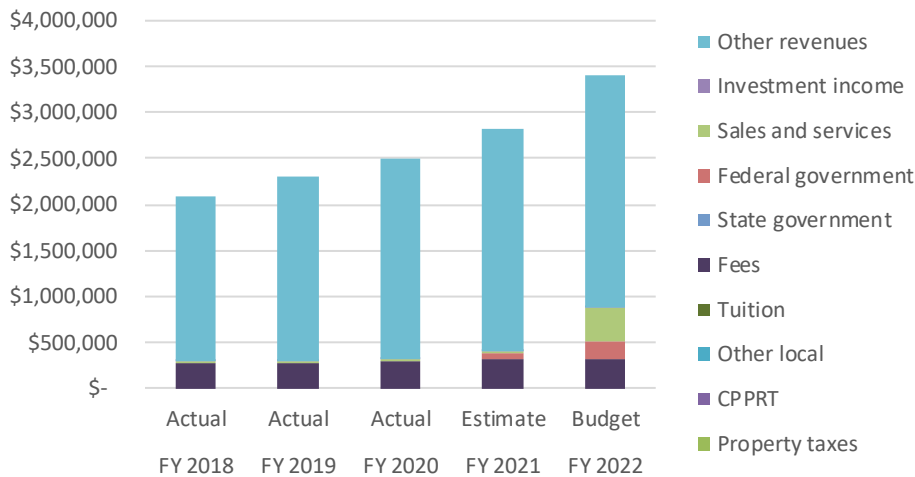


SAUK VALLEY COMMUNITY COLLEGE  
Fiscal Year 2022 Budget

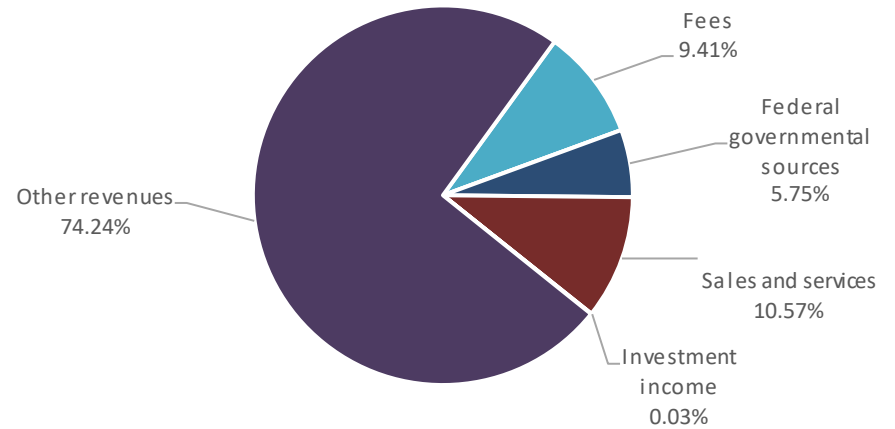
**Auxiliary Fund Revenues**  
Fiscal Years 2018 through 2022

	FY 2018 Actual	FY 2019 Actual	FY 2020 Actual	FY 2021 Estimate	FY 2022 Budget
<b>Revenues:</b>					
Local government sources:					
Property taxes	\$ -	\$ -	\$ -	\$ -	\$ -
Corporate Personal Property Replacement Tax	-	-	-	-	-
Other local sources	-	-	-	-	-
<b>Total local government sources</b>	<b>-</b>	<b>-</b>	<b>-</b>	<b>-</b>	<b>-</b>
Student tuition and fees:					
Tuition	-	-	-	-	-
Fees	280,719	269,671	303,307	320,000	320,000
<b>Total student tuition and fees</b>	<b>280,719</b>	<b>269,671</b>	<b>303,307</b>	<b>320,000</b>	<b>320,000</b>
State governmental sources	-	-	-	-	-
Federal governmental sources	-	-	-	64,467	195,626
Sales and services	26,663	30,583	20,973	20,795	359,585
Investment income	1,306	1,042	3,549	539	1,000
Other revenues	1,789,897	2,012,099	2,169,485	2,427,000	2,525,500
<b>Total revenue</b>	<b>\$ 2,098,585</b>	<b>\$ 2,313,395</b>	<b>\$ 2,497,314</b>	<b>\$ 2,832,801</b>	<b>\$ 3,401,711</b>

Revenue by Source Trend



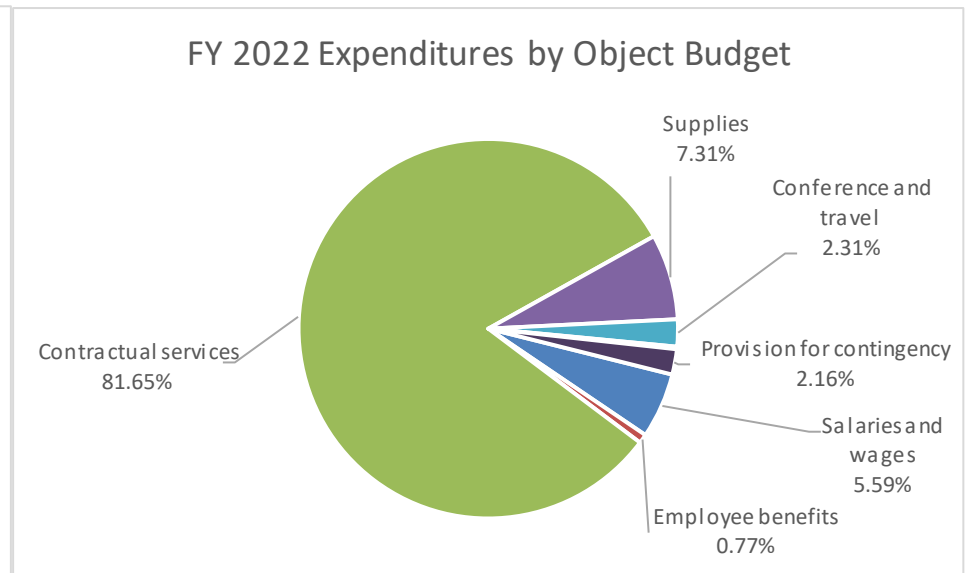
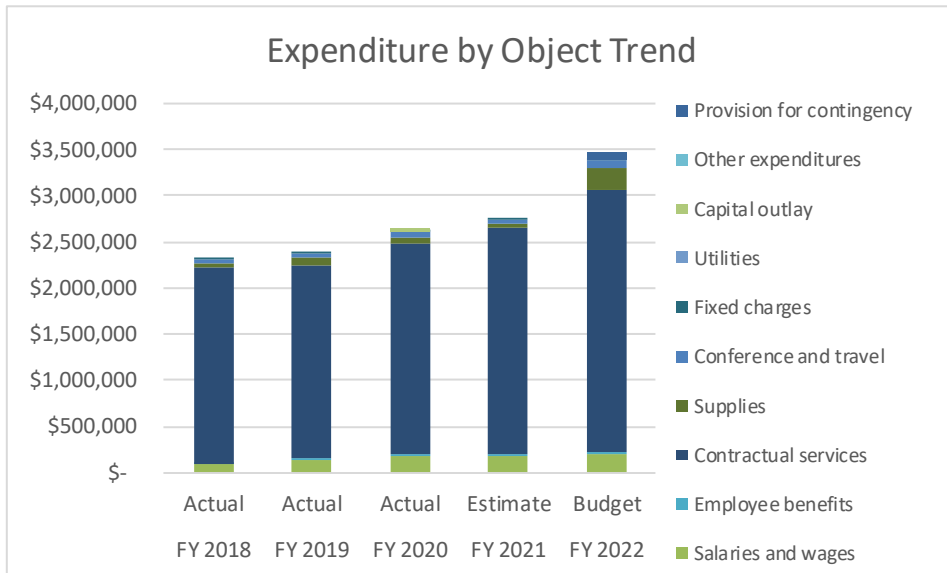
FY 2022 Revenue by Source Budget



SAUK VALLEY COMMUNITY COLLEGE  
Fiscal Year 2022 Budget

**Auxiliary Fund Expenditures by Object  
Fiscal Years 2018 through 2022**

	FY 2018 Actual	FY 2019 Actual	FY 2020 Actual	FY 2021 Estimate	FY 2022 Budget
<b>Expenditures:</b>					
Salaries and wages	\$ 84,836	\$ 132,278	\$ 172,519	\$ 183,990	\$ 193,884
Employee benefits	106	29,244	24,724	25,952	26,642
Contractual services	2,130,105	2,093,188	2,283,146	2,445,442	2,831,759
Supplies	54,618	66,214	75,359	44,216	253,458
Conference and travel	44,048	61,138	52,140	45,767	80,093
Fixed charges	459	3,529	2,860	1,655	7,200
Utilities	-	-	-	-	-
Capital outlay	-	-	41,770	-	-
Other expenditures	-	-	-	-	-
Provision for contingency	-	-	-	-	75,000
<b>Total expenditures</b>	<b>\$ 2,314,172</b>	<b>\$ 2,385,591</b>	<b>\$ 2,652,518</b>	<b>\$ 2,747,022</b>	<b>\$ 3,468,036</b>

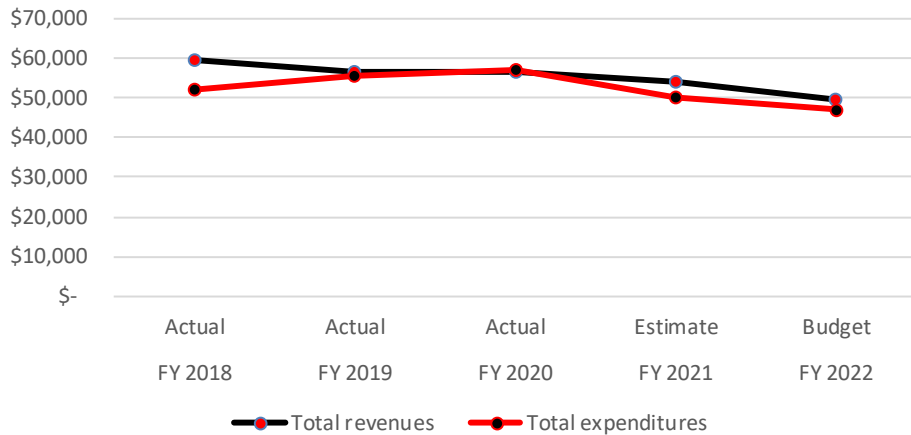


SAUK VALLEY COMMUNITY COLLEGE  
Fiscal Year 2022 Budget

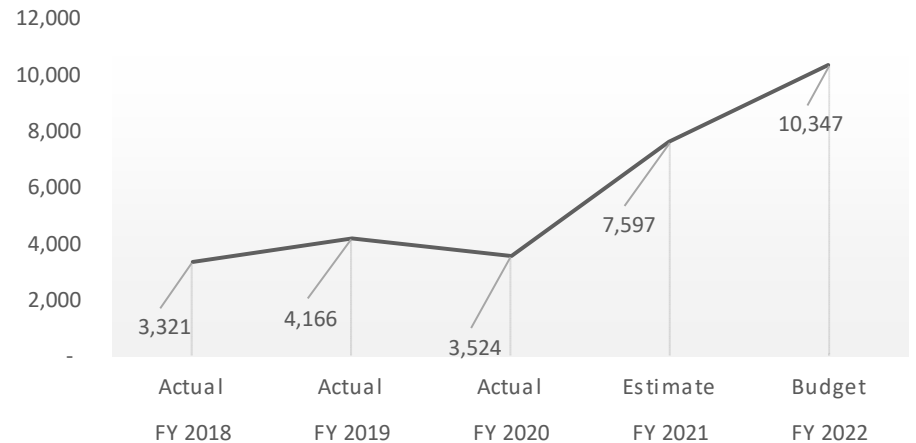
**Audit Fund Revenue and Expenditures  
Fiscal Years 2018 through 2022**

	FY 2018 Actual	FY 2019 Actual	FY 2020 Actual	FY 2021 Estimate	FY 2022 Budget
<b>Revenues:</b>					
Property taxes	\$ 59,680	\$ 56,495	\$ 56,453	\$ 53,973	\$ 49,250
Investment income	39	35	71	100	500
<b>Total revenue</b>	<b>59,719</b>	<b>56,530</b>	<b>56,524</b>	<b>54,073</b>	<b>49,750</b>
<b>Expenditures:</b>					
Salaries and wages	9,275	11,417	10,898	-	-
Employee benefits	2,109	2,468	2,668	-	-
Contractual services	40,650	41,800	43,600	50,000	47,000
<b>Total expenditures</b>	<b>52,034</b>	<b>55,685</b>	<b>57,166</b>	<b>50,000</b>	<b>47,000</b>
Excess (deficiency) of revenues over expenditures	7,685	845	(642)	4,073	2,750
<b>Fund balance</b>					
Beginning	(4,364)	3,321	4,166	3,524	7,597
Ending	3,321	4,166	3,524	7,597	10,347

Revenues and Expenditures Trend



Fund Balance Trend

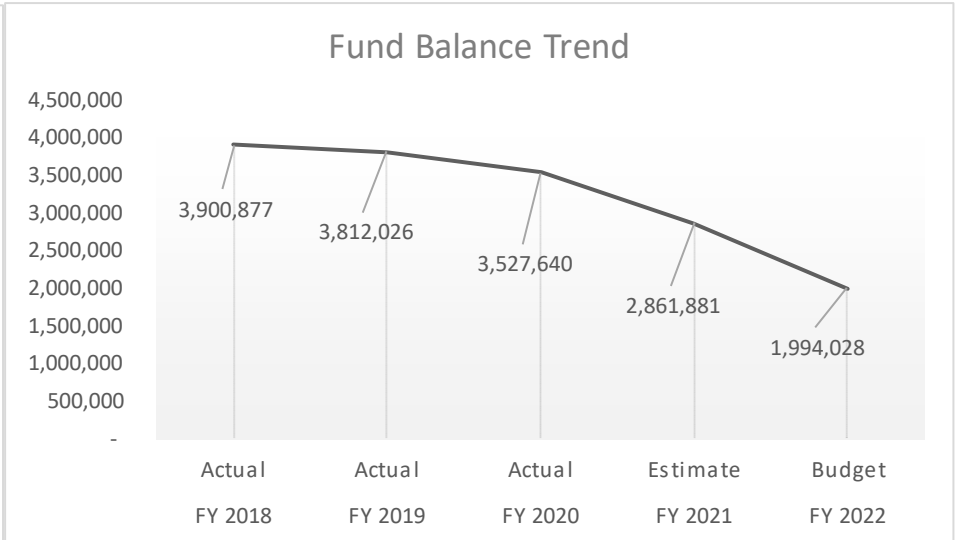
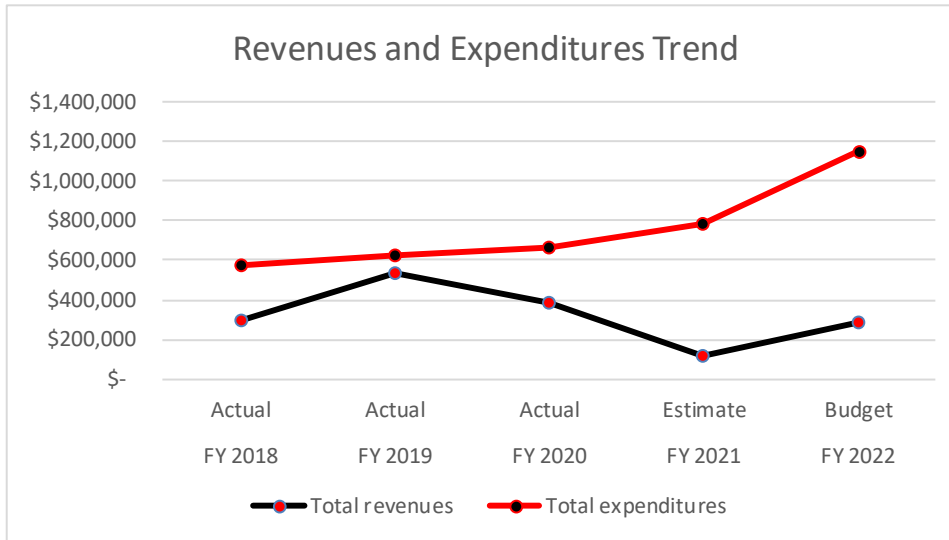




SAUK VALLEY COMMUNITY COLLEGE  
Fiscal Year 2022 Budget

**Liability, Protection and Settlement Fund Revenue and Expenditure Summary  
Fiscal Years 2018 through 2022**

	FY 2018 Actual	FY 2019 Actual	FY 2020 Actual	FY 2021 Estimate	FY 2022 Budget
Total revenue	\$ 296,798	\$ 537,587	\$ 383,735	\$ 120,386	\$ 284,000
Total expenditures	574,725	626,438	668,121	786,145	1,151,853
Excess (deficiency) of revenues over expenditures	(277,927)	(88,851)	(284,386)	(665,759)	(867,853)
Fund balance					
Beginning	4,178,804	3,900,877	3,812,026	3,527,640	2,861,881
Ending	3,900,877	3,812,026	3,527,640	2,861,881	1,994,028




SAUK VALLEY COMMUNITY COLLEGE  
Fiscal Year 2022 Budget

**Liability, Protection and Settlement Fund Revenues**  
Fiscal Years 2018 through 2022

	FY 2018 Actual	FY 2019 Actual	FY 2020 Actual	FY 2021 Estimate	FY 2022 Budget
<b>Revenues:</b>					
Local government sources:					
Property taxes	\$ 247,030	\$ 400,279	\$ 297,601	\$ 110,386	\$ 239,000
Investment income	49,768	137,308	86,134	10,000	45,000
<b>Total revenue</b>	<b>\$ 296,798</b>	<b>\$ 537,587</b>	<b>\$ 383,735</b>	<b>\$ 120,386</b>	<b>\$ 284,000</b>

**Liability, Protection and Settlement Fund Expenditures by Program**  
Fiscal Years 2018 through 2022

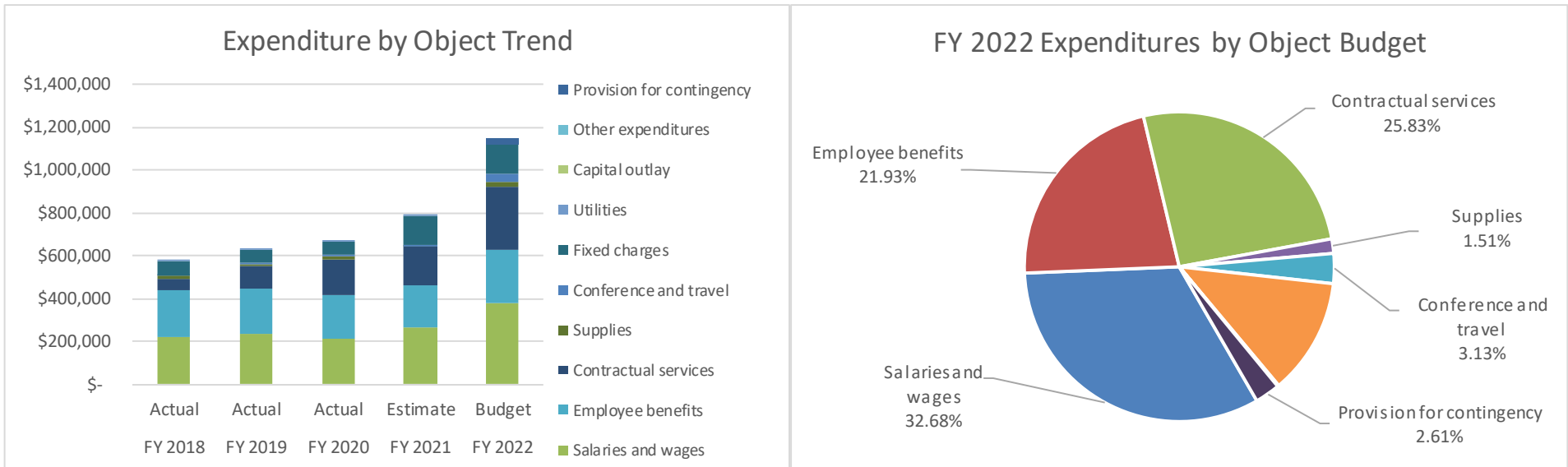
	FY 2018 Actual	FY 2019 Actual	FY 2020 Actual	FY 2021 Estimate	FY 2022 Budget
<b>Expenditures:</b>					
Auxiliary enterprises	8,206	10,277	10,636	9,320	8,000
Operations and maintenance	210,446	260,023	252,881	180,342	259,887
Institutional support	356,073	356,138	404,604	596,483	883,966
<b>Total expenditures</b>	<b>\$ 574,725</b>	<b>\$ 626,438</b>	<b>\$ 668,121</b>	<b>\$ 786,145</b>	<b>\$ 1,151,853</b>



SAUK VALLEY COMMUNITY COLLEGE  
Fiscal Year 2022 Budget

**Liability, Protection and Settlement Fund Expenditures by Object  
Fiscal Years 2018 through 2022**

	FY 2018 Actual	FY 2019 Actual	FY 2020 Actual	FY 2021 Estimate	FY 2022 Budget
<b>Expenditures:</b>					
Salaries and wages	\$ 221,350	\$ 233,353	\$ 211,024	\$ 268,413	\$ 375,771
Employee benefits	221,450	210,835	203,186	192,737	252,182
Contractual services	52,663	105,472	166,946	178,647	297,000
Supplies	10,285	10,712	14,458	4,394	17,400
Conference and travel	242	7,729	6,409	9,186	36,000
Fixed charges	67,645	57,242	64,990	132,165	140,000
Utilities	1,090	1,095	1,108	604	1,500
Capital outlay	-	-	-	-	-
Other expenditures	-	-	-	-	-
Provision for contingency	-	-	-	-	30,000
<b>Total expenditures</b>	<b>\$ 574,725</b>	<b>\$ 626,438</b>	<b>\$ 668,121</b>	<b>\$ 786,146</b>	<b>\$ 1,149,853</b>



SAUK VALLEY COMMUNITY COLLEGE  
Fiscal Year 2022 Budget

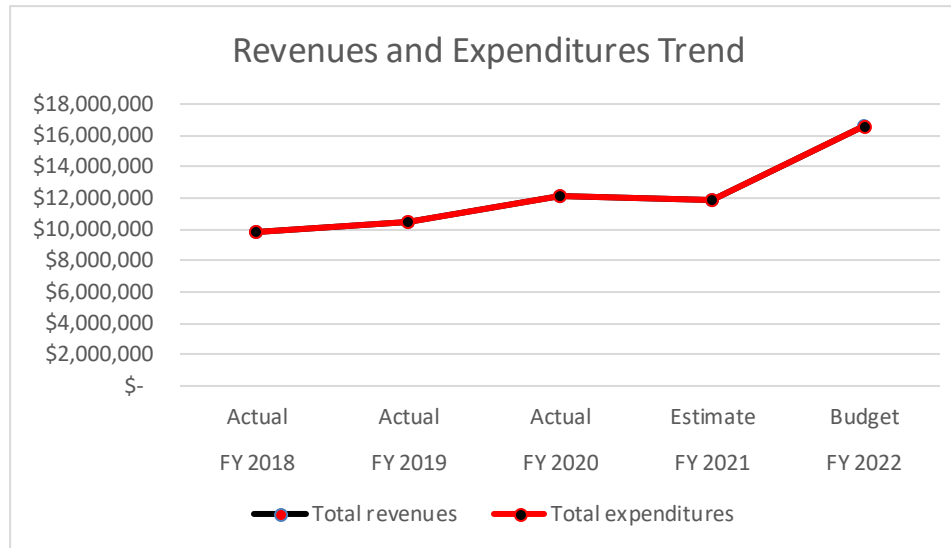
**Working Cash Fund Revenue and Expenditure Summary**  
**Fiscal Years 2018 through 2022**

	FY 2018 Actual	FY 2019 Actual	FY 2020 Actual	FY 2021 Estimate	FY 2022 Budget
<b>Revenues:</b>					
Investment income	17,305	30,404	24,171	10,000	30,000
Other financing sources (uses):					
Transfers in	35,035	33,228	32,836	30,000	30,000
Excess (deficiency) of revenues and other financing sources over expenditures and other financing uses	52,340	63,632	57,007	40,000	60,000
Fund balance					
Beginning	2,160,900	2,213,240	2,276,872	2,333,879	2,373,879
Ending	2,213,240	2,276,872	2,333,879	2,373,879	2,433,879

SAUK VALLEY COMMUNITY COLLEGE  
Fiscal Year 2022 Budget

**Restricted Purposes Fund Revenue and Expenditure Summary**  
Fiscal Years 2018 through 2022

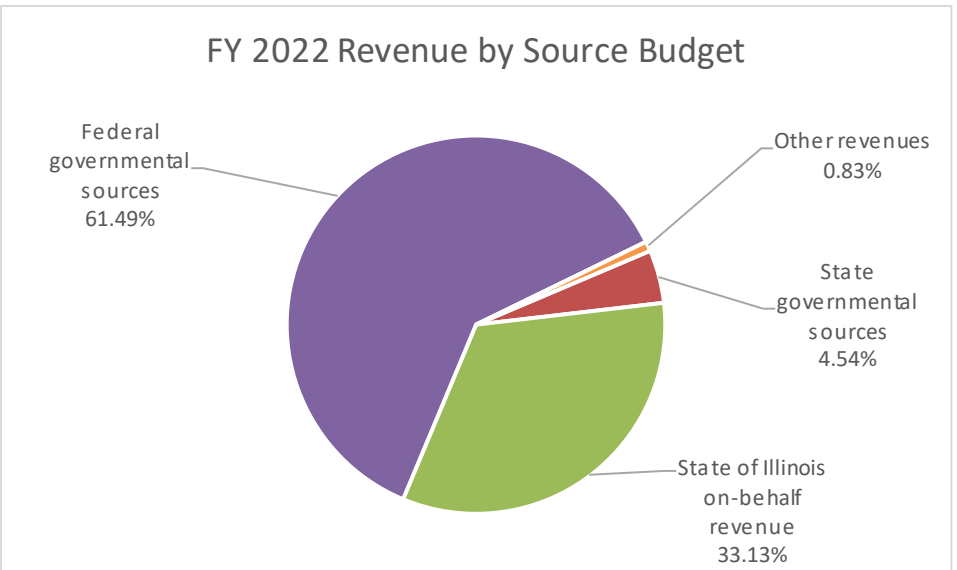
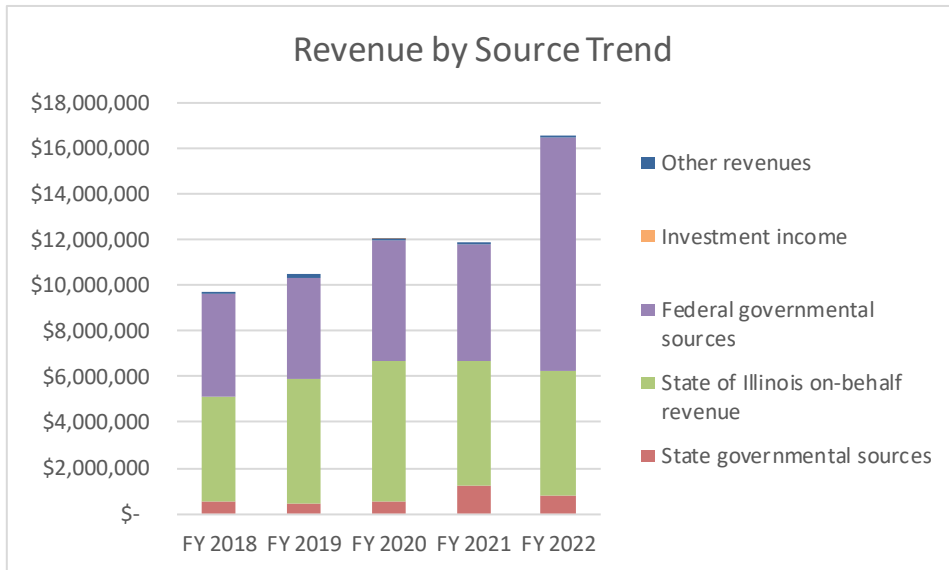
	FY 2018 Actual	FY 2019 Actual	FY 2020 Actual	FY 2021 Estimate	FY 2022 Budget
Total revenue	\$ 9,753,126	\$ 10,457,077	\$ 12,100,172	\$ 11,889,078	\$ 16,599,030
Total expenditures	9,804,926	10,479,638	12,156,571	11,845,890	16,594,830
Excess (deficiency) of revenues over expenditures	(51,800)	(22,561)	(56,399)	43,188	4,200
Other financing sources (uses):					
Transfers in	9,725	47,880	282,129	157,098	47,891
Transfers out	(9,725)	(47,880)	(282,017)	(74,615)	(47,891)
Indirect cost expense	-	-	(3,715)	(43,188)	(4,200)
Total other financing sources (uses)	-	-	(3,603)	39,295	(4,200)
Excess (deficiency) of revenues and other financing sources over expenditures and other financing uses	(51,800)	(22,561)	(60,002)	82,483	-
Fund balance					
Beginning	51,880	80	(22,481)	(82,483)	-
Ending	80	(22,481)	(82,483)	-	-



SAUK VALLEY COMMUNITY COLLEGE  
Fiscal Year 2022 Budget

**Restricted Purposes Fund Revenues  
Fiscal Years 2018 through 2022**

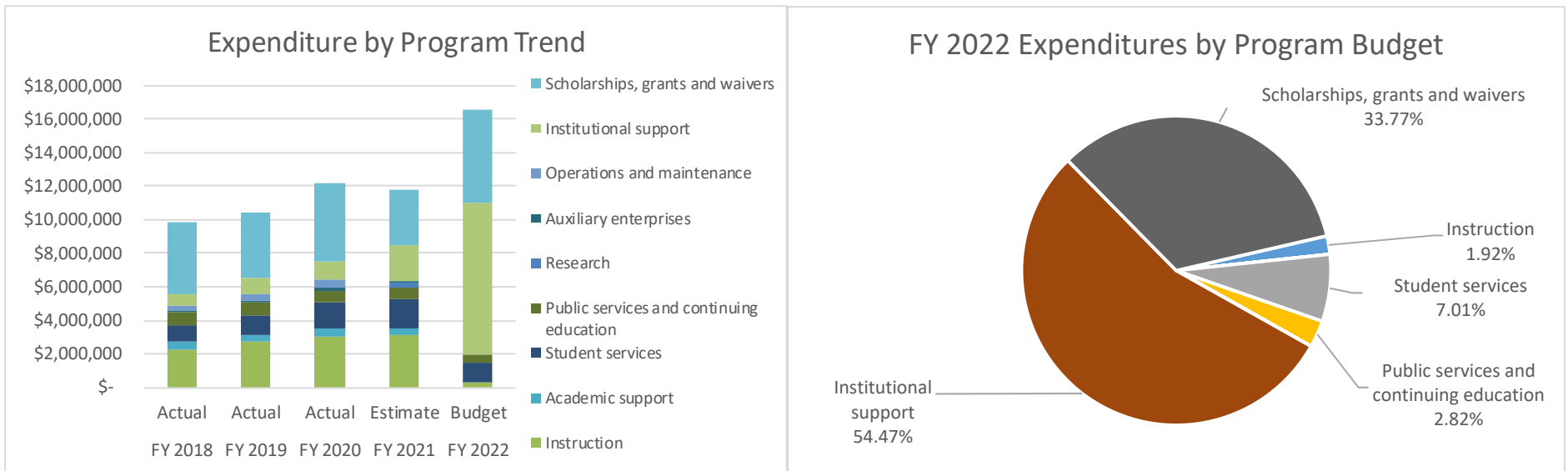
	FY 2018 Actual	FY 2019 Actual	FY 2020 Actual	FY 2021 Estimate	FY 2022 Budget
<b>Revenues:</b>					
State governmental sources	\$ 536,116	\$ 452,063	\$ 559,078	\$ 1,214,670	\$ 754,205
State of Illinois on-behalf revenue	4,602,095	5,436,205	6,161,594	5,500,000	5,500,000
Federal governmental sources	4,462,275	4,440,627	5,274,362	5,093,103	10,206,315
Investment income	-	-	38	-	-
Other revenues	152,640	128,182	105,100	81,305	138,510
<b>Total revenue</b>	<b>\$ 9,753,126</b>	<b>\$ 10,457,077</b>	<b>\$ 12,100,172</b>	<b>\$ 11,889,078</b>	<b>\$ 16,599,030</b>



SAUK VALLEY COMMUNITY COLLEGE  
Fiscal Year 2022 Budget

**Restricted Purposes Fund Expenditures by Program  
Fiscal Years 2018 through 2022**

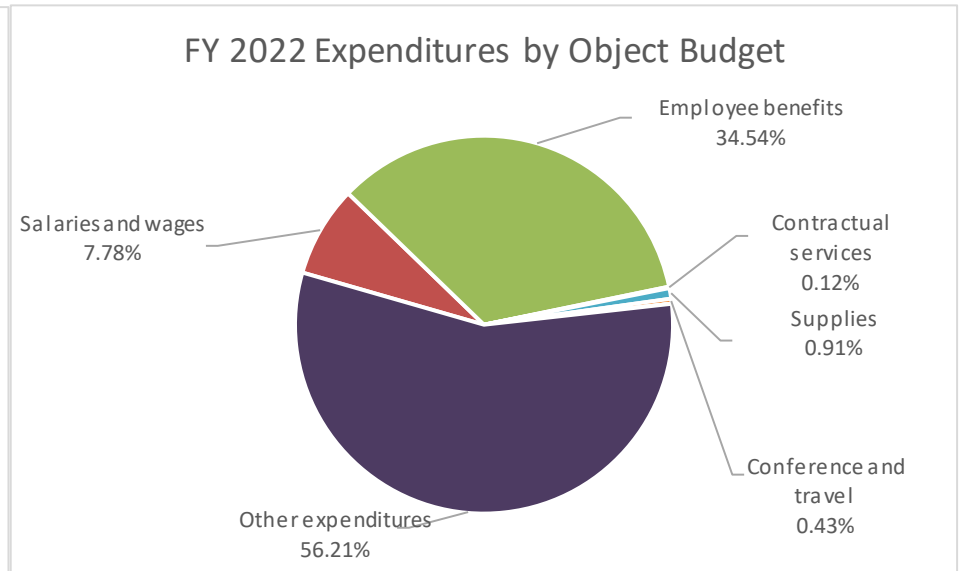
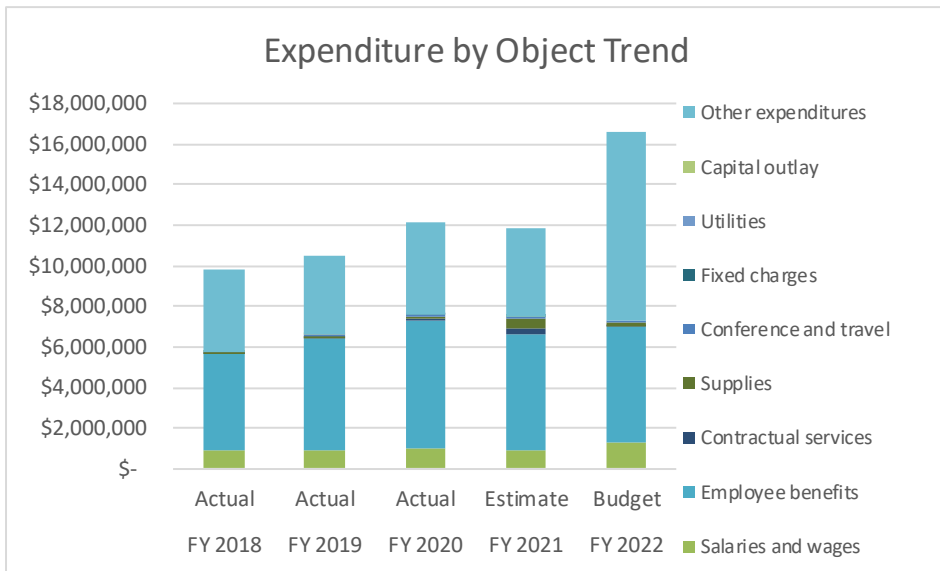
	FY 2018 Actual	FY 2019 Actual	FY 2020 Actual	FY 2021 Estimate	FY 2022 Budget
<b>Expenditures:</b>					
Instruction	\$ 2,280,912	\$ 2,683,787	\$ 3,035,792	\$ 3,100,848	\$ 319,250
Academic support	472,142	425,510	461,145	429,344	-
Student services	988,068	1,192,581	1,606,351	1,771,403	1,164,086
Public services and continuing education	743,063	761,872	672,503	608,397	468,077
Research	-	-	9,838	345,574	-
Auxiliary enterprises	61,118	89,614	125,340	50,940	-
Operations and maintenance	365,269	439,275	481,371	29,356	-
Institutional support	697,577	937,341	1,075,470	2,171,418	9,040,000
Scholarships, grants and waivers	4,196,777	3,949,658	4,688,761	3,338,610	5,603,417
<b>Total expenditures</b>	<b>\$ 9,804,926</b>	<b>\$ 10,479,638</b>	<b>\$ 12,156,571</b>	<b>\$ 11,845,890</b>	<b>\$ 16,594,830</b>



SAUK VALLEY COMMUNITY COLLEGE  
Fiscal Year 2022 Budget

**Restricted Purposes Fund Expenditures by Object  
Fiscal Years 2018 through 2022**

	FY 2018 Actual	FY 2019 Actual	FY 2020 Actual	FY 2021 Estimate	FY 2022 Budget
<b>Expenditures:</b>					
Salaries and wages	\$ 866,731	\$ 886,058	\$ 980,533	\$ 915,765	\$ 1,291,667
Employee benefits	4,738,458	5,561,273	6,357,134	5,728,214	5,732,328
Contractual services	25,307	22,297	29,645	300,205	20,565
Supplies	87,288	96,306	126,994	486,869	151,318
Conference and travel	64,157	58,250	49,170	23,454	70,714
Fixed charges	-	-	124	127	-
Utilities	-	-	-	550	-
Capital outlay	4,325	2,268	-	18,212	-
Other expenditures	4,018,660	3,853,186	4,612,971	4,372,494	9,328,238
<b>Total expenditures</b>	<b>\$ 9,804,926</b>	<b>\$ 10,479,638</b>	<b>\$ 12,156,571</b>	<b>\$ 11,845,890</b>	<b>\$ 16,594,830</b>





SAUK VALLEY COMMUNITY COLLEGE  
Fiscal Year 2022 Budget

**Operations and Maintenance (Restricted) Fund Revenue and Expenditure Summary**  
Fiscal Years 2018 through 2022

	FY 2018 Actual	FY 2019 Actual	FY 2020 Actual	FY 2021 Estimate	FY 2022 Budget
Total revenue	\$ 959,996	\$ 990,029	\$ 1,099,540	\$ 905,000	\$ 935,000
Total expenditures	2,687,445	3,981,212	1,971,496	965,104	5,000,000
Excess (deficiency) of revenues over expenditures	(1,727,449)	(2,991,183)	(871,956)	(60,104)	(4,065,000)
Other financing sources (uses):					
Transfers in	-	-	125,000	125,000	-
Transfers out	-	271,602	(125,000)	(125,000)	-
Debt proceeds	5,025,000	-	-	4,600,000	-
Total other financing sources (uses)	5,025,000	271,602	-	4,600,000	-
Excess (deficiency) of revenues and other financing sources over expenditures and other financing uses	3,297,551	(2,719,581)	(871,956)	4,539,896	(4,065,000)
Fund balance					
Beginning	2,431,265	5,728,816	3,009,235	2,137,279	6,677,175
Ending	5,728,816	3,009,235	2,137,279	6,677,175	2,612,175

**Operations and Maintenance (Restricted) Fund Revenues**  
Fiscal Years 2018 through 2022

	FY 2018 Actual	FY 2019 Actual	FY 2020 Actual	FY 2021 Estimate	FY 2022 Budget
<b>Revenues:</b>					
Property taxes	\$ 836,103	\$ 852,157	\$ 873,475	\$ 895,000	\$ 825,000
State governmental sources	-	-	154,285	-	-
Investment income	6,767	115,674	71,780	10,000	50,000
Other revenues	117,126	22,198	-	-	60,000
<b>Total revenue</b>	<b>\$ 959,996</b>	<b>\$ 990,029</b>	<b>\$ 1,099,540</b>	<b>\$ 905,000</b>	<b>\$ 935,000</b>

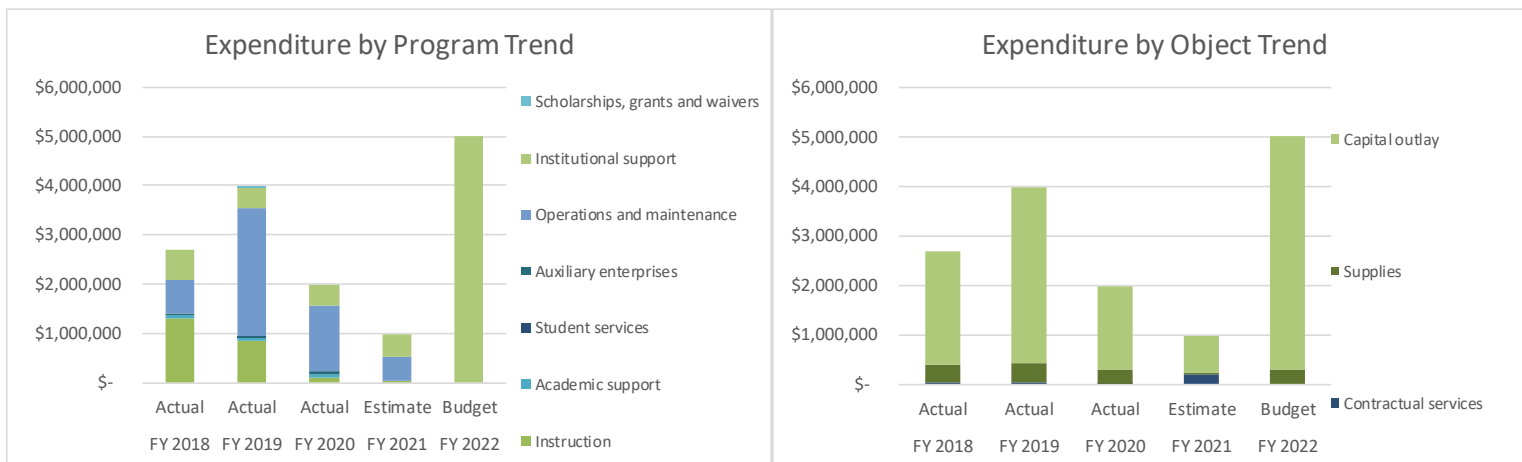
SAUK VALLEY COMMUNITY COLLEGE  
Fiscal Year 2022 Budget

**Operations and Maintenance (Restricted) Fund Expenditures by Program  
Fiscal Years 2018 through 2022**

	FY 2018 Actual	FY 2019 Actual	FY 2020 Actual	FY 2021 Estimate	FY 2022 Budget
<b>Expenditures:</b>					
Instruction	\$ 1,315,875	\$ 837,740	\$ 109,143	\$ 46,102	\$ -
Academic support	65,770	57,396	49,710	-	-
Student services	-	3,362	-	-	-
Auxiliary enterprises	12,042	34,446	66,811	-	-
Operations and maintenance	679,604	2,621,550	1,346,060	485,881	-
Institutional support	614,154	425,099	399,772	433,121	5,000,000
Scholarships, grants and waivers	-	1,619	-	-	-
<b>Total expenditures</b>	<b>\$ 2,687,445</b>	<b>\$ 3,981,212</b>	<b>\$ 1,971,496</b>	<b>\$ 965,104</b>	<b>\$ 5,000,000</b>

**Operations and Maintenance (Restricted) Fund Expenditures by Object  
Fiscal Years 2018 through 2022**

	FY 2018 Actual	FY 2019 Actual	FY 2020 Actual	FY 2021 Estimate	FY 2022 Budget
<b>Expenditures:</b>					
Contractual services	\$ 28,598	\$ 35,647	\$ 9,889	\$ 201,724	\$ -
Supplies	357,445	402,527	277,843	29,510	300,000
Capital outlay	2,301,402	3,543,038	1,683,764	733,870	4,700,000
<b>Total expenditures</b>	<b>\$ 2,687,445</b>	<b>\$ 3,981,212</b>	<b>\$ 1,971,496</b>	<b>\$ 965,104</b>	<b>\$ 5,000,000</b>



SAUK VALLEY COMMUNITY COLLEGE  
Fiscal Year 2022 Budget

**Bond and Interest Fund Revenue and Expenditure Summary**  
**Fiscal Years 2018 through 2022**

	FY 2018 Actual	FY 2019 Actual	FY 2020 Actual	FY 2021 Estimate	FY 2022 Budget
<b>Revenues:</b>					
Property taxes	\$ 1,045,783	\$ 1,045,715	\$ 1,458,562	\$ 1,868,000	\$ 1,866,300
Investment income	2,981	1,433	7,994	10,000	10,000
<b>Total revenue</b>	<b>1,048,764</b>	<b>1,047,148</b>	<b>1,466,556</b>	<b>1,878,000</b>	<b>1,876,300</b>
<b>Expenditures:</b>					
Bond principal retirements	955,000	985,000	1,015,000	1,655,000	1,725,000
Interest	76,712	183,771	234,729	207,000	140,800
Contractual services	750	81,416	750	750	750
Other expenditures	-	-	-	30	100
<b>Total expenditures</b>	<b>1,032,462</b>	<b>1,250,187</b>	<b>1,250,479</b>	<b>1,862,780</b>	<b>1,866,650</b>
<b>Excess (deficiency) of revenues over expenditures</b>	<b>16,302</b>	<b>(203,039)</b>	<b>216,077</b>	<b>15,220</b>	<b>9,650</b>
<b>Other financing sources (uses):</b>					
Transfers in	-	-	-	-	-
Transfers out	-	(271,602)	-	-	-
Bond proceeds	-	5,175,000	-	-	-
Premium (discount) on bonds sold	-	237,136	-	-	-
Debt certificate refunding	-	(5,059,869)	-	-	-
<b>Total other financing sources (uses)</b>	<b>-</b>	<b>80,665</b>	<b>-</b>	<b>-</b>	<b>-</b>
<b>Excess (deficiency) of revenues and other financing sources over expenditures and other financing uses</b>	<b>16,302</b>	<b>(122,374)</b>	<b>216,077</b>	<b>15,220</b>	<b>9,650</b>
<b>Fund balance</b>					
Beginning	796,741	813,043	690,669	906,746	921,966
Ending	<b>\$ 813,043</b>	<b>\$ 690,669</b>	<b>\$ 906,746</b>	<b>\$ 921,966</b>	<b>\$ 931,616</b>